

EOU Quick Facts - Total Enrollment



Fall 2023 4th Week

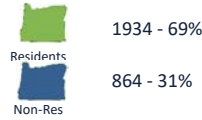
Enrollment

2,798

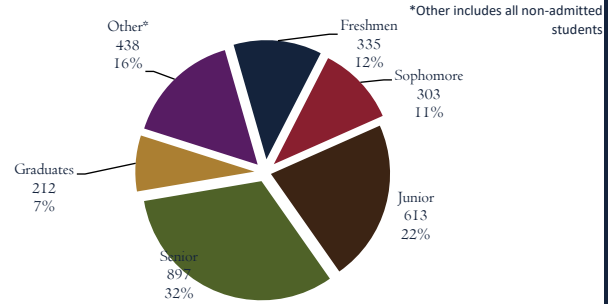
Gender

57% female
41% male

Residency



Student Population



Campus association

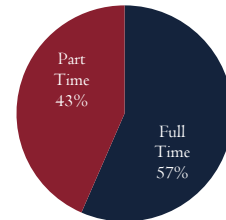
Students	
High School	224
On Campus - UG	1109
On Campus - GR	67
Off Campus - UG	1182
Off Campus - GR	216

Selected populations

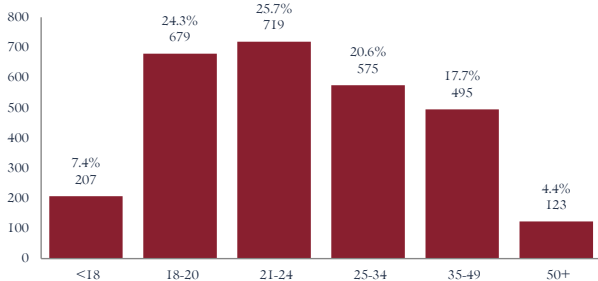
	% Population
Athlete	15%
Low Income	31%
First Generation	30%
Culturally / Ethnically Diverse	28%
Rural (resident UG)	50%

Enrollment status

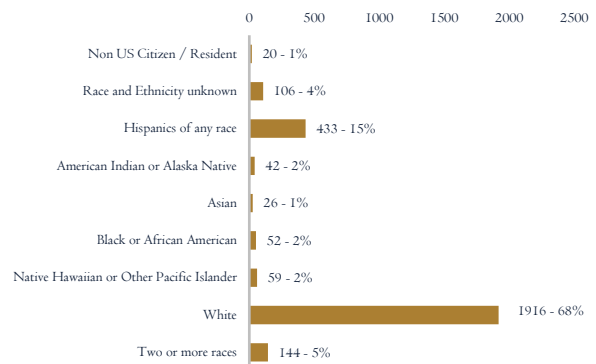
Full Time	1,582
Part Time	1,216



Age distribution



Ethnicity



Popular undergraduate majors

	Students	% Population
General Studies-Exploratory	399	14%
Business Administration	339	12%
Health and Human Performance	292	10%
Psychology	197	7%
Accounting	122	4%
Fire Services Administration	107	4%
Computer Science	95	3%
English/Writing	92	3%
Multidisciplinary Studies	84	3%
Interdisciplinary Studies	76	3%

Student Credit Hours

	Credit Hours	Percent
On Campus Undergraduate	10,677	37%
Online Undergraduate	15,195	52%
Onsite Undergraduate	731	3%
Graduate	2,043	7%
Eastern Promise (high school)	441	2%
Total	29,087	100%



EOU Quick Facts - New Freshmen

eou.edu

Fall 2023 4th Week

Enrollment

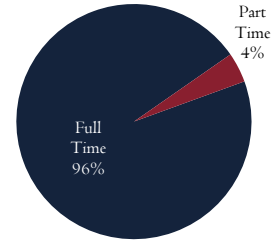
267

Gender

49% female
51% male

Enrollment Status

Full Time	256
Part Time	11



Residency

180 - 67% Residents
87 - 33% Non-Res

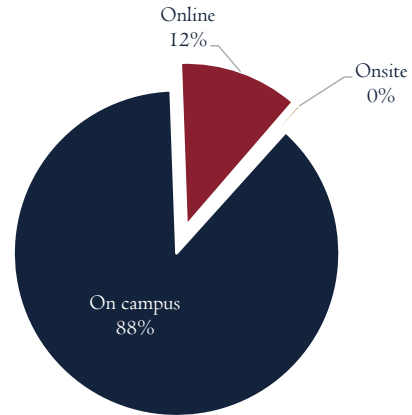
Campus association

	Students
On campus	241
Off campus	26

Selected populations

	% Population
Athlete	41%
Low Income	34%
First Generation	24%
Culturally / Ethnically Diverse	26%
Rural (resident UG)	79%

Credit Hour Distribution



Additional characteristics

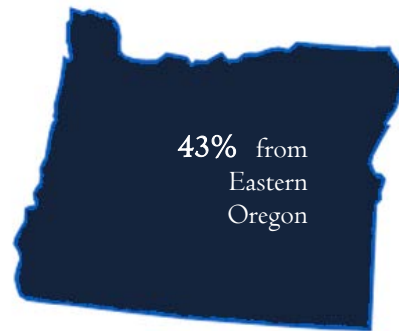
Avg. Age	19
Avg. HS GPA	3.42

High School at entry

	Students	% Population
La Grande High School-OR	20	7%
Baker High School-OR	10	4%
Hermiston Senior High School-OR	10	4%
Pendleton High School-OR	8	3%
Enterprise High School-OR	5	2%
Ontario High School-OR	5	2%
Heppner High School-OR	5	2%
Ridgeview High School-OR	5	2%
Burns High School-OR	5	2%
McLoughlin High School-OR	5	2%

Popular undergraduate majors

	Students	% Population
Business Administration	39	15%
Health and Human Performance	33	12%
Pre-Professional	26	10%
Psychology	21	8%
General Studies-Exploratory	18	7%
Multidisciplinary Studies	16	6%
Agriculture Entrepreneurship	11	4%
Biology	11	4%
Computer Science	9	3%
Partner Program - OSU	7	3%



*New Freshmen are students entering EOU and meeting criteria for a new freshman admission in the identified Fall term.

EOU Quick Facts - New Transfers

eou.edu

Fall 2023 4th Week

Enrollment

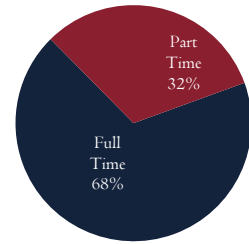
380

Gender

58% female
40% male

Enrollment Status

Full Time	259
Part Time	121



Residency

Residents 211 - 56%
Non-Res 169 - 44%

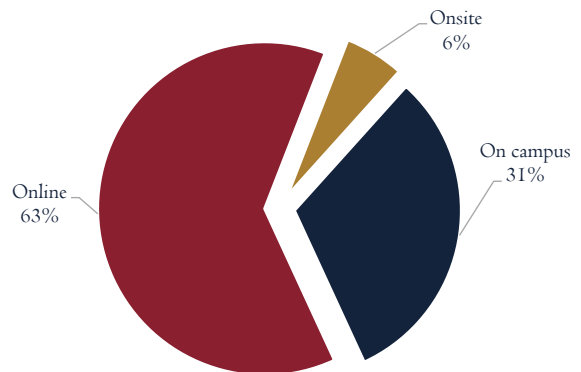
Campus association

	Students
On campus	121
Off campus	259

Selected populations

	% Population
Athlete	17%
Low Income	49%
First Generation	35%
Culturally / Ethnically Diverse	31%
Rural (resident UG)	33%

Credit Hour Distribution



Additional characteristics

Avg. Age	28
Avg. Transfer GPA	3.23

Last transfer institution

	Students	% Population
Blue Mountain Comm College	30	8%
Portland Community College	21	6%
Chemeketa Community College	18	5%
Treasure Valley Community Coll	17	4%
Palau Community College	16	4%
Mount Hood Community College	14	4%
Walla Walla Community College	12	3%
Southwestern Oregon Community	10	3%
Clackamas Community College	8	2%
Lane Community College	7	2%

Popular undergraduate majors

	Students	% Population
Business Administration	62	16%
Psychology	47	12%
Health and Human Performance	46	12%
Accounting	29	8%
Fire Services Administration	19	5%
Elementary Education	17	4%
Early Childhood Education	16	4%
English/Writing	15	4%
Pre-Professional	13	3%
Computer Science	12	3%



*New transfers are students entering EOU and meeting criteria for a new transfer admission in the identified Fall term.