

# EOU Quick Facts - Total Enrollment



Fall 2022 4th Week

## Enrollment

2,674

## Gender

59% female  
40% male

## Residency

Residents: 1766 - 66%  
Non-Res: 908 - 34%

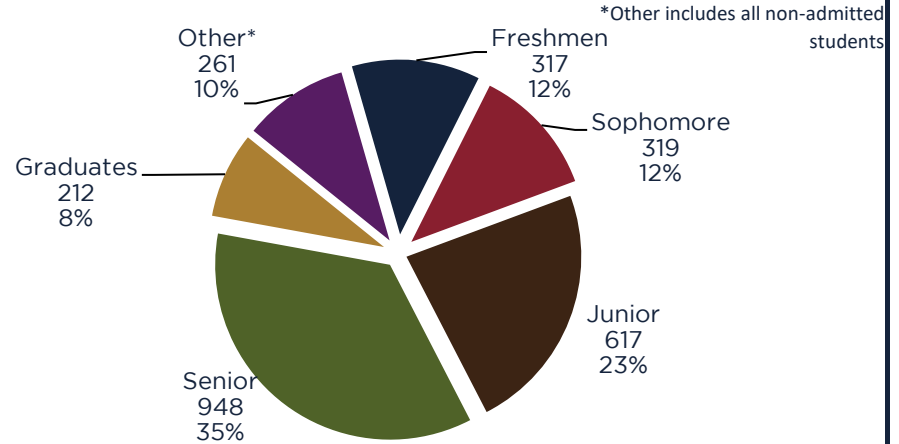
## Campus association

	Students
High School	67
On Campus - UG	1156
On Campus - GR	82
Off Campus - UG	1192
Off Campus - GR	177

## Selected populations

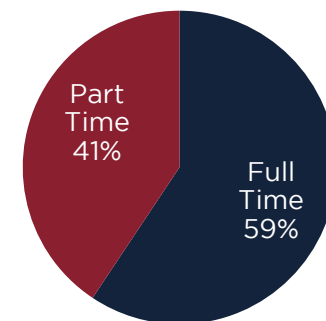
	% Population
Athlete	16%
Low Income	32%
First Generation	32%
Culturally / Ethnically Diverse	27%
Rural (resident UG)	56%

## Student Population

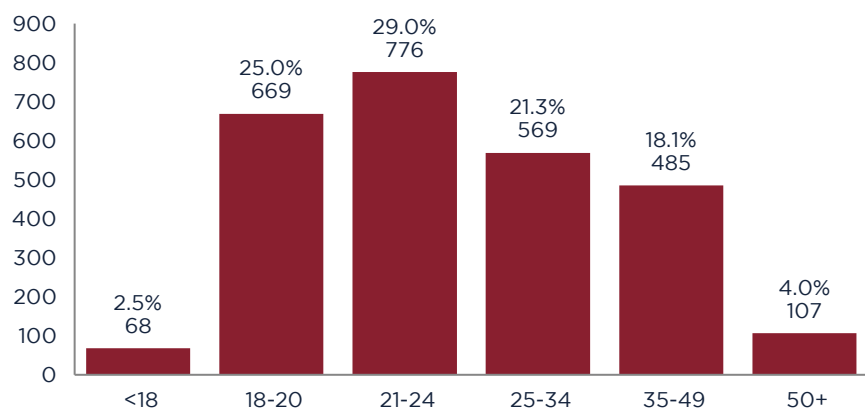


## Enrollment status

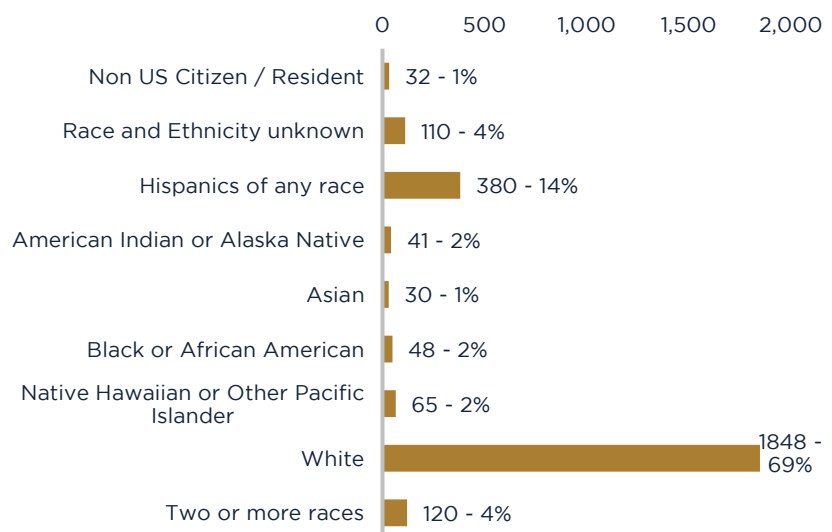
Full Time	1,587
Part Time	1,087



## Age distribution



## Ethnicity



## Popular undergraduate majors

	Students	% Population
Business Administration	366	14%
Health and Human Performance	310	12%
General Studies-Exploratory	215	8%
Psychology	200	7%
Fire Services Administration	118	4%
Accounting	117	4%
Computer Science	92	3%
English/Writing	88	3%
Multidisciplinary Studies	87	3%
Interdisciplinary Studies	86	3%

## Student Credit Hours

	Credit Hours	Percent
On Campus Undergraduate	10,550	36%
Online Undergraduate	15,665	54%
Onsite Undergraduate	625	2%
Graduate	2,201	8%
Eastern Promise (high school)	7	0%
Total	29,048	100%



# EOU Quick Facts - New Freshmen

eou.edu

Fall 2022 4th Week

## Enrollment

252

## Gender

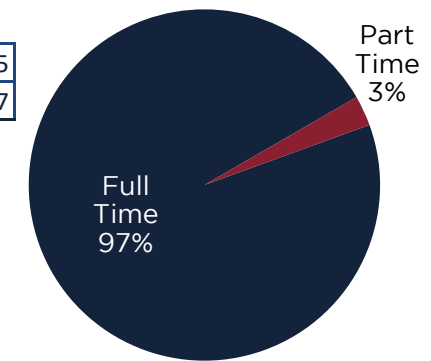
56% female  
43% male

## Residency

Residents 169 - 67%  
Non-Res 83 - 33%

## Enrollment Status

Full Time	245
Part Time	7



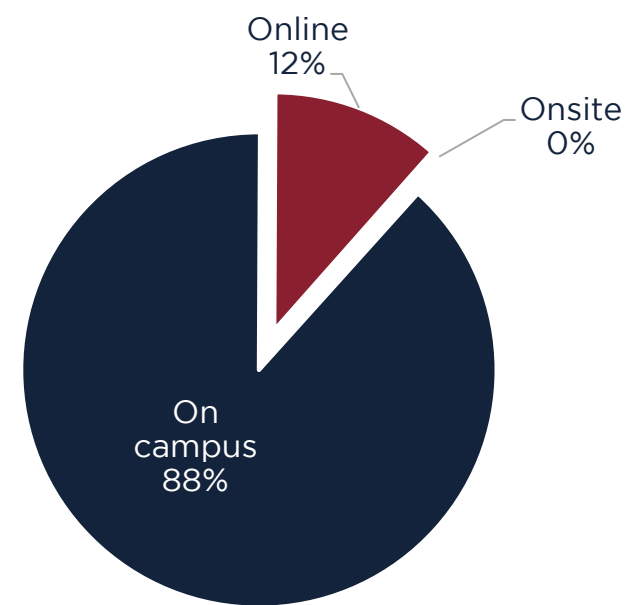
## Campus association

	Students
On campus	228
Off campus	24

## Selected populations

	% Population
Athlete	37%
Low Income	38%
First Generation	31%
Culturally / Ethnically Diverse	27%
Rural (resident UG)	83%

## Credit Hour Distribution



## Additional characteristics

Avg. Age	19
Avg. HS GPA	3.47

## High School at entry

	Students	% Population
La Grande High School-OR	34	13%
Baker High School-OR	8	3%
Union High School-OR	7	3%
Umatilla High School-OR	6	2%
Ontario High School-OR	6	2%
Imbler High School-OR	6	2%
Elgin High School-OR	5	2%
Hermiston Senior High School-OR	5	2%
GED	4	2%
Pendleton High School-OR	4	2%

## Popular undergraduate majors

	Students	% Population
Pre-Professional	32	13%
Business Administration	29	12%
Health and Human Performance	29	12%
Psychology	22	9%
Multidisciplinary Studies	19	8%
General Studies-Exploratory	18	7%
Biology	16	6%
Computer Science	10	4%
Agriculture Entrepreneurship	7	3%
Partner Program - OSU	7	3%



\*New Freshmen are students entering EOU and meeting criteria for a new freshman admission in the identified Fall term.

# EOU Quick Facts - New Transfers

eou.edu

Fall 2022 4th Week

## Enrollment

369

## Gender

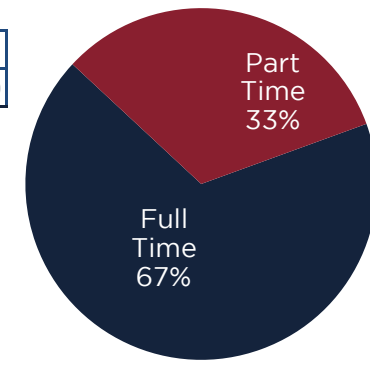
60% female  
39% male

## Residency

Residents 219 - 59%  
Non-Res 150 - 41%

## Enrollment Status

Full Time	249
Part Time	120



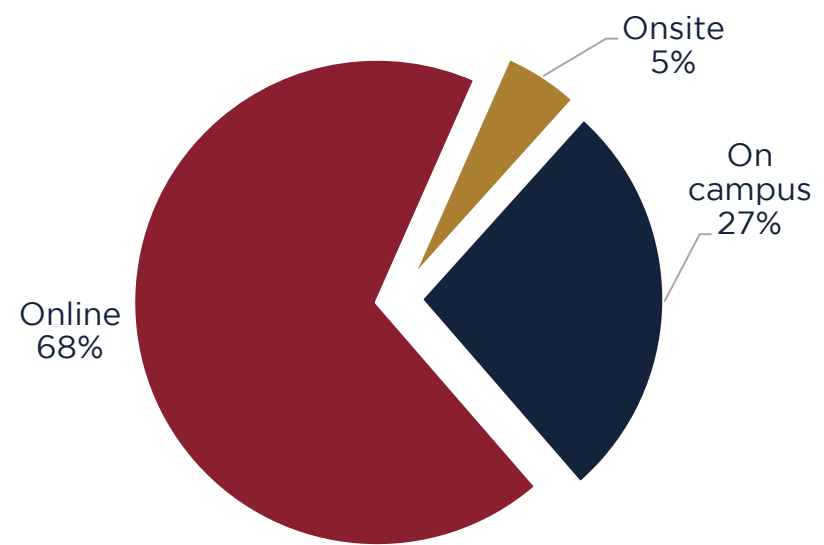
## Campus association

	Students
On campus	110
Off campus	259

## Selected populations

	% Population
Athlete	13%
Low Income	43%
First Generation	32%
Culturally / Ethnically Diverse	31%
Rural (resident UG)	34%

## Credit Hour Distribution



## Additional characteristics

Avg. Age	28
Avg. Transfer GPA	3.17

## Last transfer institution

	Students	% Population
Blue Mountain Comm College	43	12%
Treasure Valley Community Coll	26	7%
Chemeketa Community College	21	6%
Portland Community College	20	5%
Mount Hood Community College	16	4%
Central Oregon Comm College	12	3%
Umpqua Community College	12	3%
Southwestern Oregon Community	11	3%
Clackamas Community College	11	3%
Oregon State University	8	2%

## Popular undergraduate majors

	Students	% Population
Health and Human Performance	60	16%
Business Administration	55	15%
Psychology	46	12%
English/Writing	26	7%
Accounting	20	5%
Computer Science	18	5%
Anthropology/Sociology	13	4%
Interdisciplinary Studies	13	4%
Fire Services Administration	10	3%
Early Childhood Education	10	3%



\*New transfers are students entering EOU and meeting criteria for a new transfer admission in the identified Fall term.