

EOU Quick Facts - Total Enrollment

Enrollment

2,825

Gender

59% female
39% male

Residency

Residents 1845 - 65%
Non-Res 980 - 35%

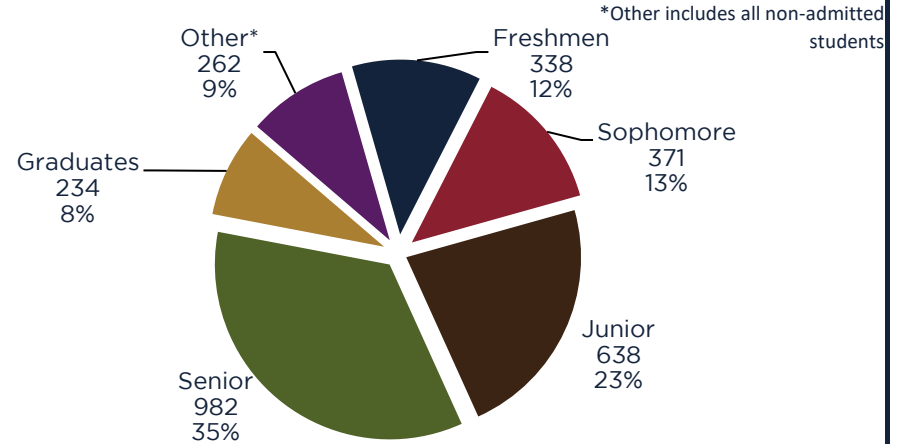
Campus association

	Students
High School	56
On Campus - UG	1250
On Campus - GR	85
Off Campus - UG	1234
Off Campus - GR	200

Selected populations

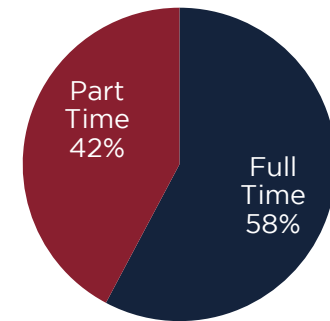
	% Population
Athlete	15%
Low Income	33%
First Generation	32%
Culturally / Ethnically Diverse	27%
Rural (resident UG)	65%

Student Population

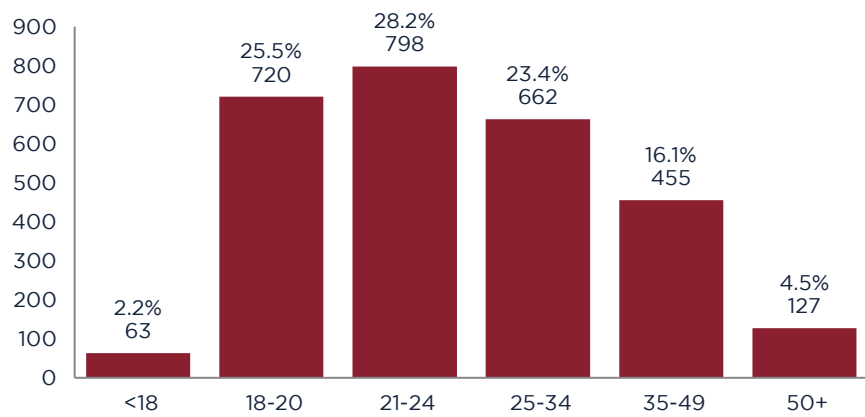


Enrollment status

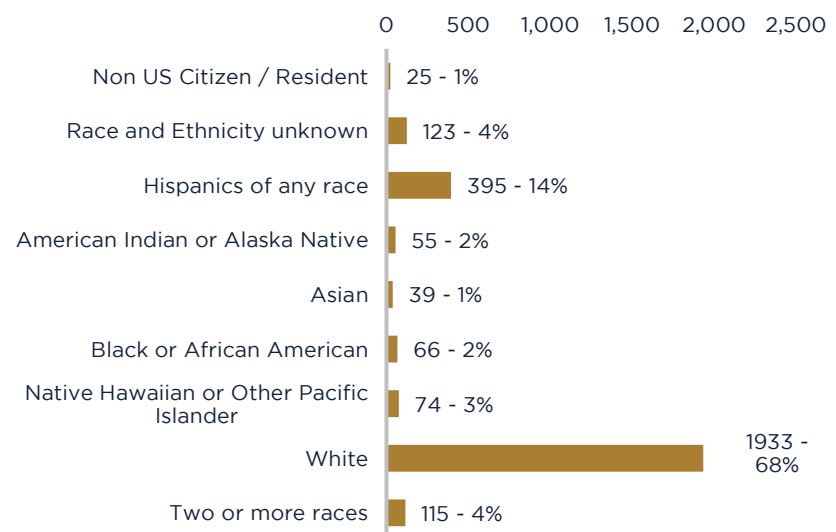
Full Time	1,632
Part Time	1,193



Age distribution



Ethnicity



Popular undergraduate majors

	Students	% Population
Business Administration	451	16%
Health and Human Performance	321	11%
Psychology	207	7%
General Studies-Exploratory	191	7%
Accounting	138	5%
Fire Services Administration	127	4%
Multidisciplinary Studies	106	4%
Interdisciplinary Studies	99	4%
Anthropology/Sociology	92	3%
Early Childhood Education	85	3%

Student Credit Hours

	Credit Hours	Percent
On Campus Undergraduate	11,142	37%
Online Undergraduate	16,116	53%
Onsite Undergraduate	408	1%
Graduate	2,464	8%
Eastern Promise (high school)	0	0%
Total	30,130	100%



EOU Quick Facts - New Freshmen

eou.edu

Fall 2021 4th Week

Enrollment

267

Gender

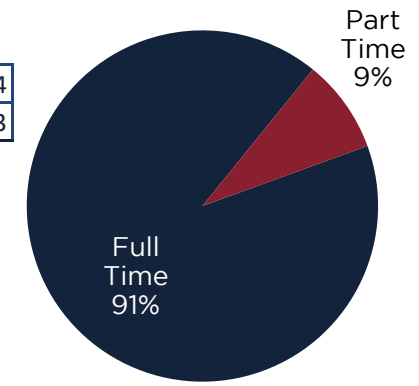
55% female
44% male

Residency

Residents 177 - 66%
Non-Res 90 - 34%

Enrollment Status

Full Time	244
Part Time	23



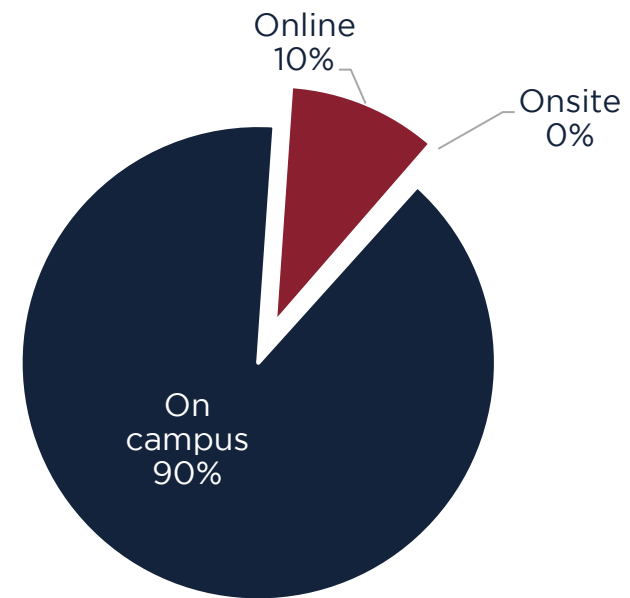
Campus association

	Students
On campus	245
Off campus	22

Selected populations

	% Population
Athlete	30%
Low Income	40%
First Generation	27%
Culturally / Ethnically Diverse	22%
Rural (resident UG)	86%

Credit Hour Distribution



Additional characteristics

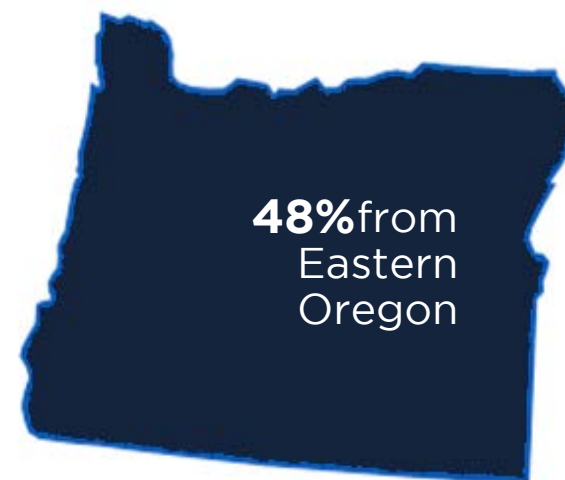
Avg. Age	19
Avg. HS GPA	3.55

High School at entry

	Students	% Population
La Grande High School-OR	34	13%
Baker High School-OR	8	3%
Union High School-OR	7	3%
Umatilla High School-OR	6	2%
Ontario High School-OR	6	2%
Imbler High School-OR	6	2%
Elgin High School-OR	5	2%
Hermiston Senior High School-OR	5	2%
GED	4	1%
Pendleton High School-OR	4	1%

Popular undergraduate majors

	Students	% Population
Business Administration	43	16%
Health and Human Performance	41	15%
Pre-professional	39	15%
Multidisciplinary Studies	19	7%
Psychology	18	7%
General Studies-Exploratory	17	6%
Biology	15	6%
Computer Science	12	4%
Partner Program - OSU	12	4%
History	7	3%



*New Freshmen are students entering EOU and meeting criteria for a new freshman admission in the identified Fall term.

EOU Quick Facts - New Transfers

eou.edu

Fall 2021 4th Week

Enrollment

445

Gender

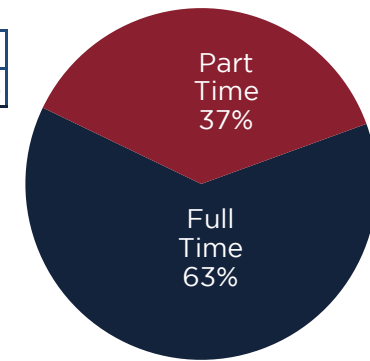
60% female
38% male

Residency

Residents 266 - 60%
Non-Res 179 - 40%

Enrollment Status

Full Time	279
Part Time	166



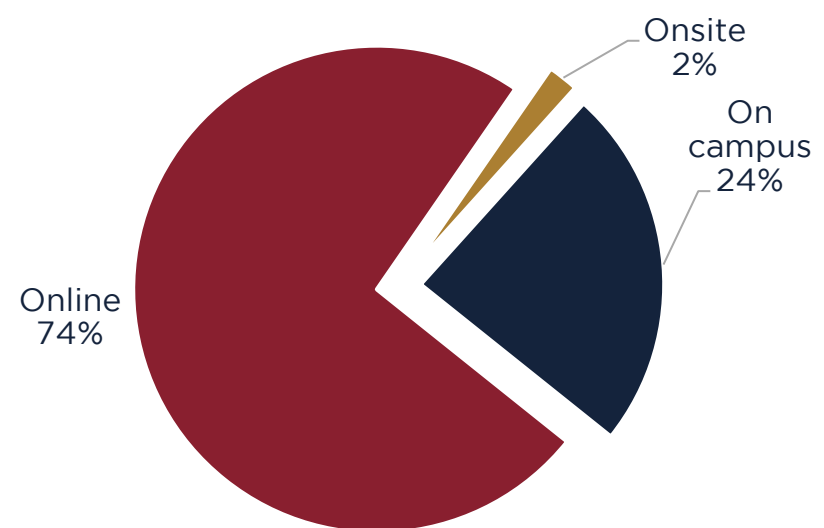
Campus association

	Students
On campus	120
Off campus	325

Selected populations

	% Population
Athlete	7%
Low Income	44%
First Generation	34%
Culturally / Ethnically Diverse	27%
Rural (resident UG)	40%

Credit Hour Distribution



Additional characteristics

Avg. Age	28
Avg. Transfer GPA	3.20

Last transfer institution

	Students	% Population
Blue Mountain Comm College	43	10%
Treasure Valley Community Coll	26	6%
Chemeketa Community College	21	5%
Portland Community College	20	4%
Mount Hood Community College	16	4%
Central Oregon Comm College	12	3%
Umpqua Community College	12	3%
Southwestern Oregon Community	11	2%
Clackamas Community College	11	2%
Oregon State University	8	2%

Popular undergraduate majors

	Students	% Population
Health and Human Performance	80	18%
Business Administration	67	15%
Psychology	56	13%
Accounting	32	7%
Fire Services Administration	25	6%
Early Childhood Education	24	5%
Anthropology/Sociology	16	4%
Computer Science	15	3%
English/Writing	15	3%
Partner Program - OSU	11	2%



*New transfers are students entering EOU and meeting criteria for a new transfer admission in the identified Fall term.