

EOU Quick Facts - Total Enrollment

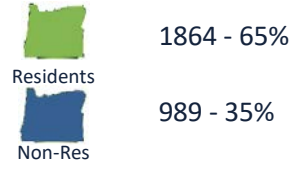
Enrollment

2,853

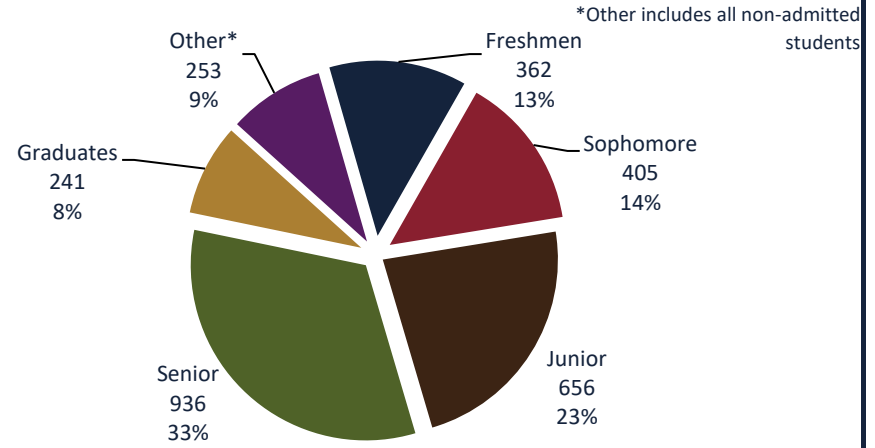
Gender

59% female
39% male

Residency



Student Population



Campus association

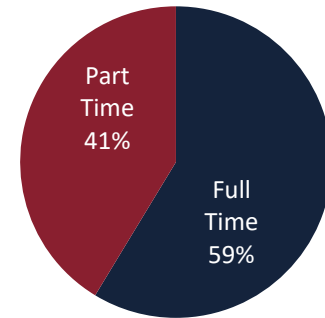
	Students
High School	88
On Campus - UG	1345
On Campus - GR	119
Off Campus - UG	1153
Off Campus - GR	148

Selected populations

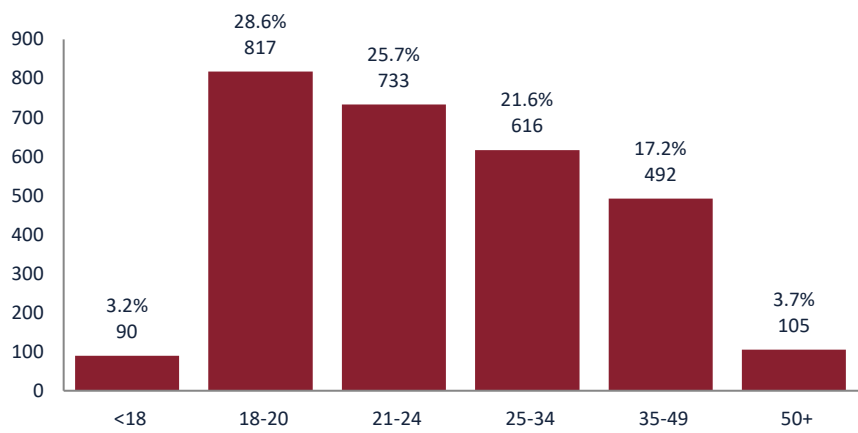
	% Population
Athlete	14%
Low Income	35%
First Generation	35%
Culturally / Ethnically Diverse	28%
Rural (resident UG)	62%

Enrollment status

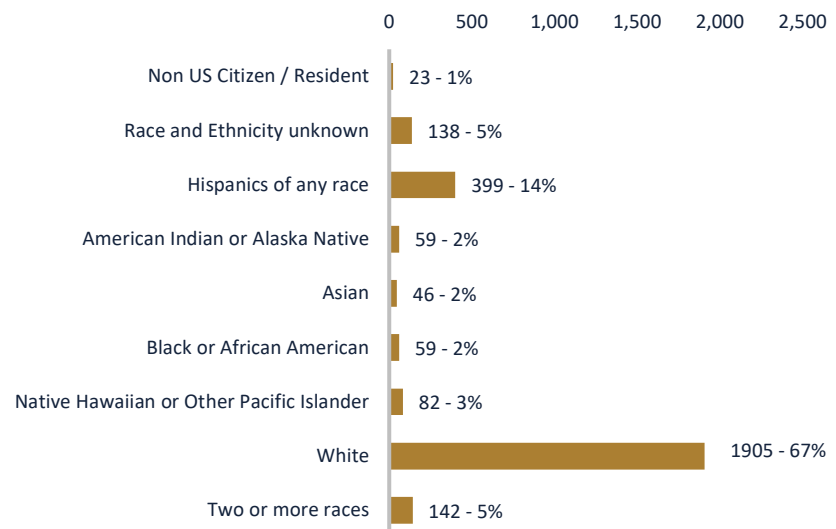
Full Time	1,674
Part Time	1,179



Age distribution



Ethnicity



Popular undergraduate majors

	Students	% Population
Business Administration	472	17%
Health and Human Performance	266	9%
General Studies-Exploratory	226	8%
Psychology	167	6%
Fire Services Administration	139	5%
Multidisciplinary Studies	123	4%
Interdisciplinary Studies	120	4%
Pre-professional	116	4%
Accounting	106	4%
Biology	96	3%

Student Credit Hours

	Credit Hours	Percent
On Campus Undergraduate	12,857	41%
Online Undergraduate	14,856	48%
Onsite Undergraduate	883	3%
Graduate	2,613	8%
Eastern Promise (high school)	0	0%
Total	31,209	100%



EOU Quick Facts - New Freshmen

eou.edu

Fall 2020 4th Week

Enrollment

309

Gender

54% female

44% male

Residency

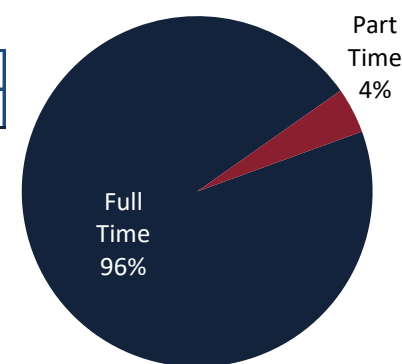


198 - 64%

111 - 36%

Enrollment Status

Full Time	296
Part Time	13



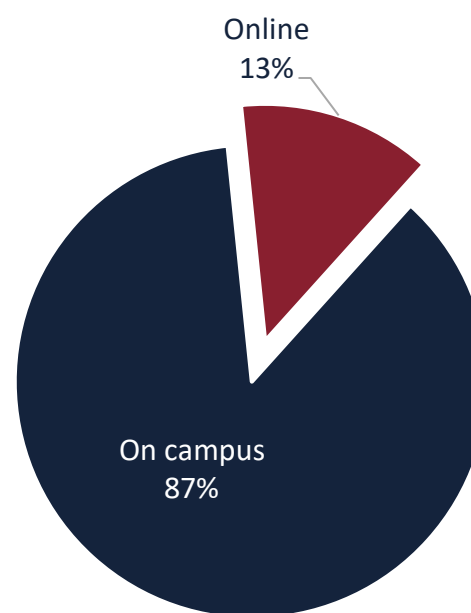
Campus association

	Students
On campus	284
Off campus	25

Selected populations

	% Population
Athlete	36%
Low Income	37%
First Generation	33%
Culturally / Ethnically Diverse	28%
Rural (resident UG)	84%

Credit Hour Distribution



Additional characteristics

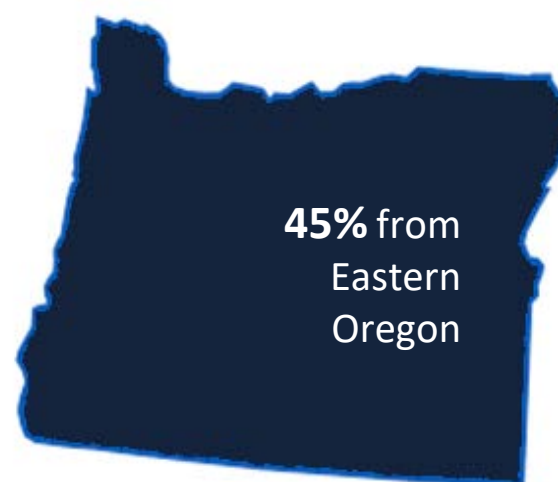
Avg. Age	19
Avg. HS GPA	3.44

High School at entry

	Students	% Population
La Grande High School-OR	39	13%
Pendleton High School-OR	11	4%
Hermiston Senior High School-OR	8	3%
Baker High School-OR	8	3%
Crook County High School-OR	6	2%
Umatilla High School-OR	5	2%
Grant Union Jr/Sr High School-OR	5	2%
GED	5	2%
Union High School-OR	4	1%
Riverside Jr/Sr High School-OR	4	1%

Popular undergraduate majors

	Students	% Population
Business Administration	45	15%
Pre-professional	43	14%
Multidisciplinary Studies	32	10%
General Studies-Exploratory	28	9%
Health and Human Performance	28	9%
Biology	21	7%
Psychology	18	6%
Partner Program - OSU	15	5%
Computer Science	13	4%
Mathematics	10	3%



*New Freshmen are students entering EOU and meeting criteria for a new freshman admission in the identified Fall term.

EOU Quick Facts - New Transfers

eou.edu

Fall 2020 4th Week

Enrollment

418

Gender

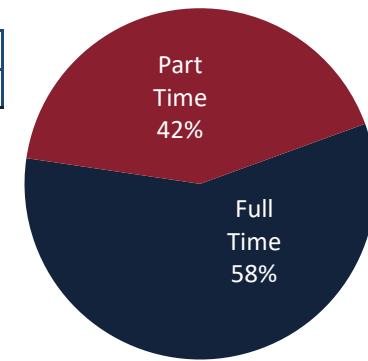
57% female
40% male

Residency

Residents 241 - 58%
Non-Res 177 - 42%

Enrollment Status

Full Time	242
Part Time	176



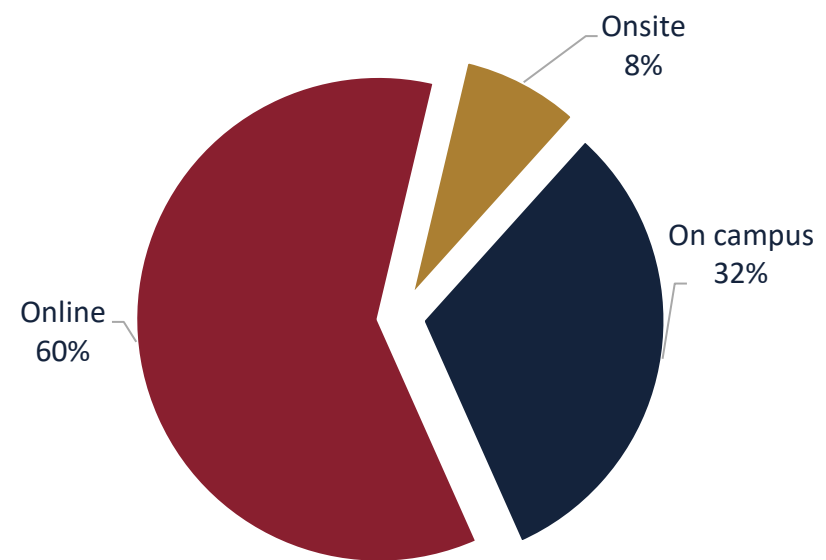
Campus association

	Students
On campus	141
Off campus	277

Selected populations

	% Population
Athlete	15%
Low Income	43%
First Generation	34%
Culturally / Ethnically Diverse	27%
Rural (resident UG)	48%

Credit Hour Distribution



Additional characteristics

Avg. Age	28
Avg. Transfer GPA	3.10

Last transfer institution

	Students	% Population
Blue Mountain Comm College	45	11%
Mount Hood Community College	27	6%
Treasure Valley Community Coll	22	5%
Chemeketa Community College	18	4%
Walla Walla Community College	14	3%
Portland Community College	14	3%
Central Oregon Comm College	13	3%
Concordia University - Oregon	12	3%
Southwestern Oregon Community	9	2%
Linn-Benton Community College	9	2%

Popular undergraduate majors

	Students	% Population
Business Administration	67	16%
Health and Human Performance	51	12%
Psychology	37	9%
Accounting	30	7%
Fire Services Administration	29	7%
Multidisciplinary Studies	23	6%
Early Childhood Education	22	5%
Computer Science	17	4%
History	15	4%
English/Writing	14	3%



*New transfers are students entering EOU and meeting criteria for a new transfer admission in the identified Fall term.