

Eastern Oregon University

Quick Facts - New Freshmen

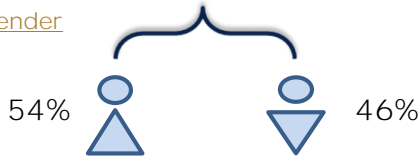
eou.edu

Fall 2016 4th Week

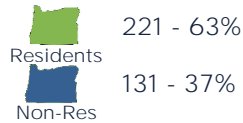
Enrollment

352

Gender

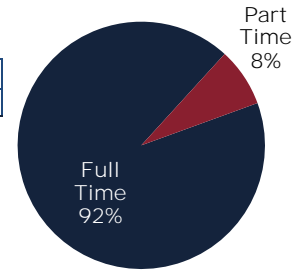


Residency



Enrollment Status

Full Time	325
Part Time	27



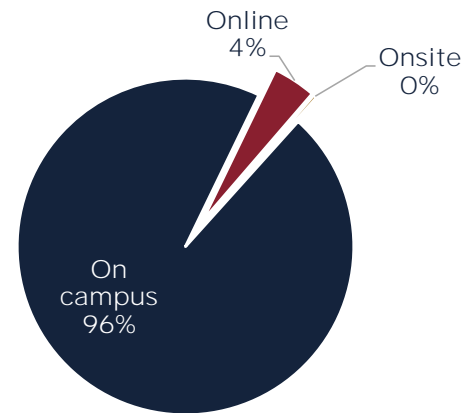
Campus association

	Students
On campus	337
Off campus	15

Selected populations

	% Population
Athlete	30%
Low Income	45%
First Generation	37%
Culturally / Ethnically Diverse	28%

Credit Hour Distribution



Additional characteristics

Avg. Age	19
Avg. HS GPA	3.30

High School at entry

	Students	% Population
La Grande High School-OR	26	7%
Baker High School-OR	15	4%
Pendleton High School-OR	12	3%
GED	8	2%
Union High School-OR	7	2%
Vale High School-OR	6	2%
Cove High School-OR	6	2%
Crook County High School-OR	6	2%
Elgin High School-OR	6	2%
Ontario High School-OR	5	1%

Popular undergraduate majors

	Students	% Population
General Studies-Exploratory	42	12%
Biology	40	11%
Business Administration	38	11%
Pre-Nursing	35	10%
Psychology	24	7%
Physical Activity & Health	24	7%
Education	20	6%
Agricultural Sciences/OSU	18	5%
English/Writing	13	4%
Chemistry-Biochemistry	12	3%



Eastern Oregon University

Quick Facts - New Transfers

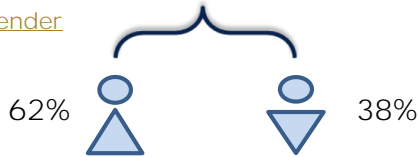
eou.edu

Fall 2016 4th Week

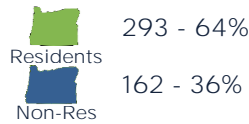
Enrollment

455

Gender

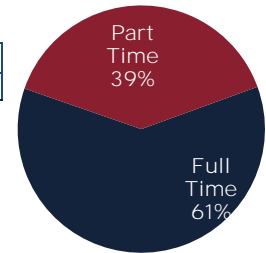


Residency



Enrollment Status

Full Time	277
Part Time	178



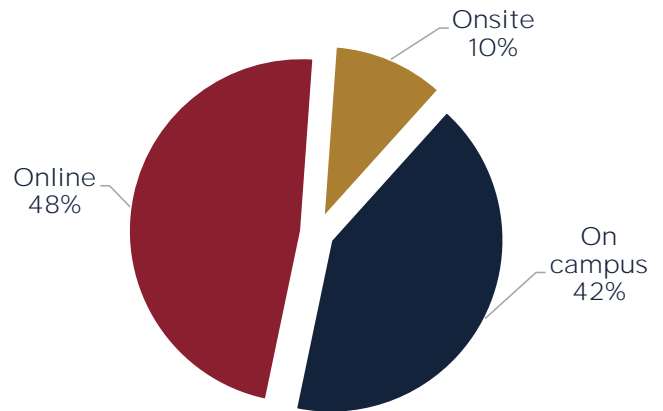
Campus association

	Students
On campus	171
Off campus	284

Selected populations

	% Population
Athlete	13%
Low Income	54%
First Generation	40%
Culturally / Ethnically Diverse	25%

Credit Hour Distribution



Additional characteristics

Avg. Age	29
Avg. Transfer GPA	3.10

Last transfer institution

	Students	% Population
Blue Mountain Comm College	58	13%
Treasure Valley Community Coll	43	9%
Mount Hood Community College	36	8%
Chemeketa Community College	21	5%
Military/Foreign/Non-accredited	20	4%
Portland Community College	19	4%
Southwestern Oregon Community	17	4%
Umpqua Community College	17	4%
Central Oregon Comm College	14	3%
Lane Community College	9	2%

Popular undergraduate majors

	Students	% Population
Business Administration	128	28%
Physical Activity & Health	46	10%
Education	44	10%
Integrative Study-2 EOU Minors	34	7%
Psychology	34	7%
Fire Services Administration	24	5%
Anthropology/Sociology	18	4%
Biology	18	4%
General Studies-Exploratory	17	4%
Early Childhood Education	17	4%



Eastern Oregon University

Quick Facts



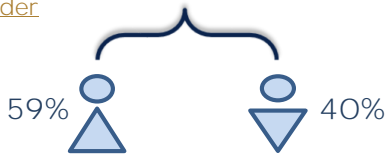
EASTERN OREGON UNIVERSITY

Fall 2016 4th Week

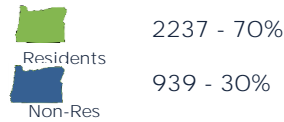
Enrollment

3,176

Gender



Residency

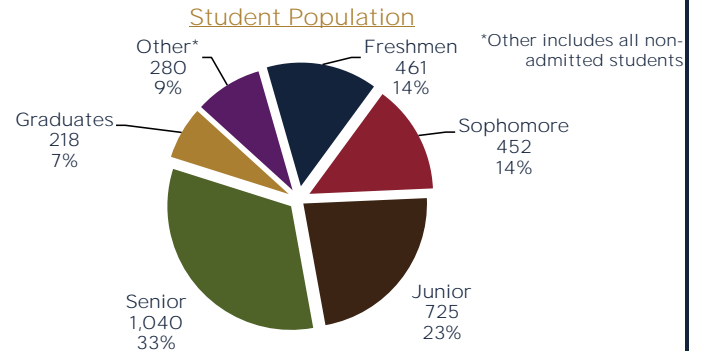


Campus association

	Students
High School	51
On Campus - UG	1470
On Campus - GR	68
Off Campus - UG	1352
Off Campus - GR	235

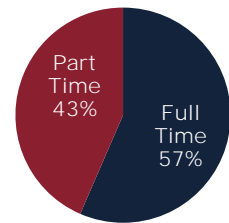
Selected populations

	% Population
Athlete	12%
Low Income	42%
First Generation	39%
Culturally / Ethnically Diverse	20%

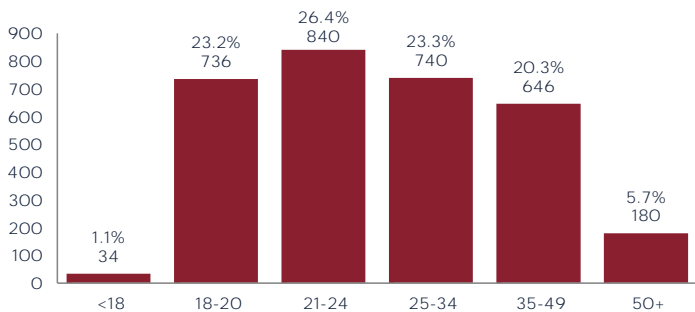


Enrollment status

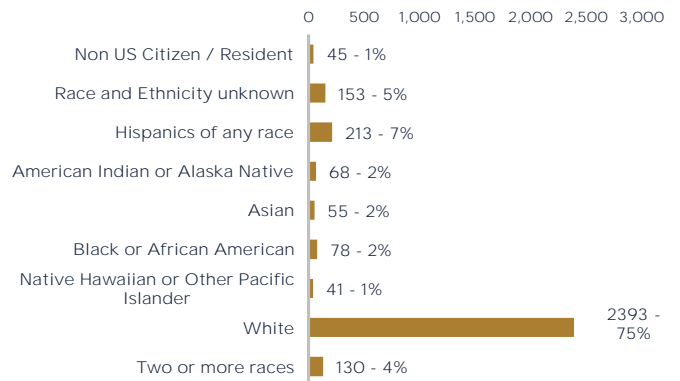
Full Time	1,795
Part Time	1,381



Age distribution



Ethnicity



Popular undergraduate majors

	Students	% Population
Business Administration	600	19%
General Studies-Exploratory	328	10%
Physical Activity & Health	245	8%
Education	166	5%
Psychology	147	5%
Integrative Study-2 EOU Minors	143	5%
Fire Services Administration	116	4%
Biology	111	3%
Pre-Nursing	101	3%
Anthropology/Sociology	95	3%

Student Credit Hours

	Credit Hours	Percent
On Campus Undergraduate	15,578	47%
Online Undergraduate	13,691	42%
Onsite Undergraduate	1,695	5%
Graduate	1,777	5%
Eastern Promise (high school)	202	1%
Total	32,943	100%

