

Eastern Oregon University

Quick Facts - New Freshmen

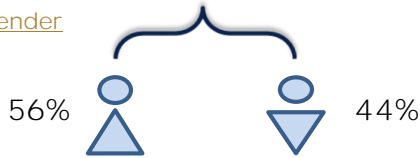
eou.edu

Fall 2015 4th Week

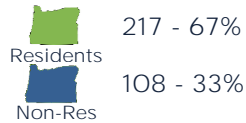
Enrollment

325

Gender

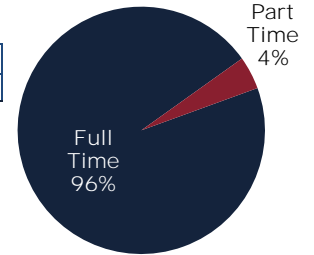


Residency



Enrollment Status

Full Time	311
Part Time	14



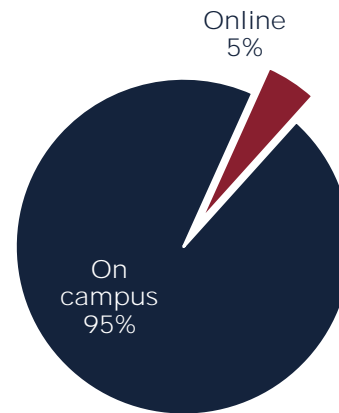
Campus association

	Students
On campus	315
Off campus	10

Selected populations

	% Population
Athlete	33%
Low Income	45%
First Generation	39%
Culturally / Ethnically Diverse	20%

Credit Hour Distribution



Additional characteristics

Avg. Age	19
Avg. HS GPA	3.29

High School at entry

	Students	% Population
La Grande High School-OR	24	7%
GED	16	5%
Hermiston Senior High School-OR	10	3%
Union High School-OR	9	3%
Pendleton High School-OR	9	3%
Umatilla High School-OR	8	2%
Hood River Valley High School-OR	7	2%
Imbler High School-OR	7	2%
Elgin High School-OR	6	2%
The Dalles High School-OR	4	1%

Popular undergraduate majors

	Students	% Population
General Studies-Exploratory	44	14%
Business Administration	36	11%
Pre-Nursing	35	11%
Physical Activity & Health	31	10%
Biology	18	6%
Psychology	17	5%
Computer Science	15	5%
Education	14	4%
Agricultural Sciences/OSU	14	4%
Pre-Dental Hygiene	9	3%



Eastern Oregon University

Quick Facts - New Transfers

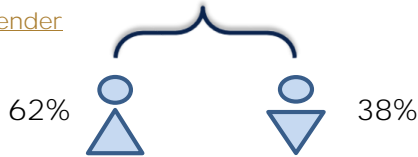
eou.edu

Fall 2015 4th Week

Enrollment

486

Gender

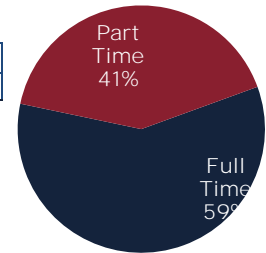


Residency



Enrollment Status

Full Time	286
Part Time	200



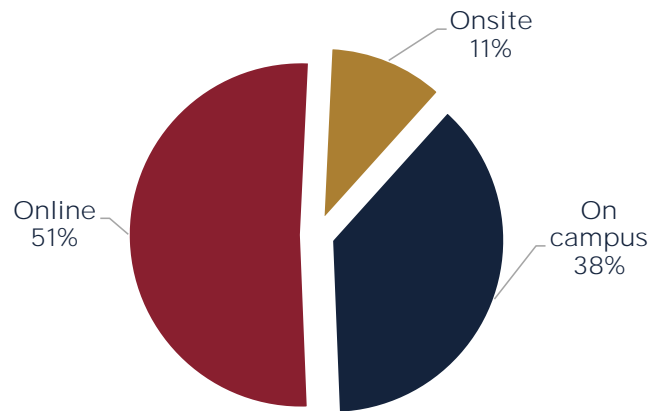
Campus association

	Students
On campus	166
Off campus	320

Selected populations

	% Population
Athlete	12%
Low Income	54%
First Generation	40%
Culturally / Ethnically Diverse	15%

Credit Hour Distribution



Additional characteristics

Avg. Age	30
Avg. Transfer GPA	3.15

Last transfer institution

	Students	% Population
Mount Hood Community College	47	10%
Blue Mountain Comm College	45	9%
Treasure Valley Community Coll	41	8%
Portland Community College	32	7%
Chemeketa Community College	28	6%
Central Oregon Comm College	19	4%
Walla Walla Community College	16	3%
Clackamas Community College	16	3%
Southwestern Oregon Community	12	2%
Military/Foreign/Non-accredited	11	2%

Popular undergraduate majors

	Students	% Population
Business Administration	138	28%
Education	47	10%
Physical Activity & Health	42	9%
Psychology	42	9%
Fire Services Administration	29	6%
General Studies-Exploratory	26	5%
Integrative Study-2 EOU Minors	23	5%
English/Writing	19	4%
Anthropology/Sociology	16	3%
Pre-Nursing	14	3%



Eastern Oregon University

Quick Facts



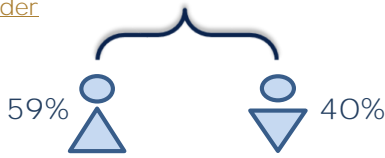
EASTERN OREGON UNIVERSITY

Fall 2015 4th Week

Enrollment

3,488

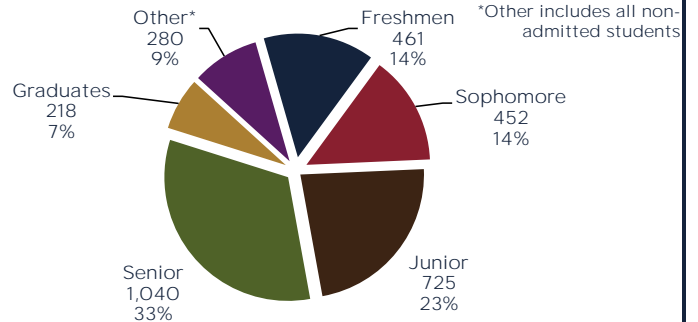
Gender



Residency



Student Population



Campus association

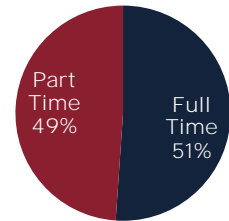
Students	
High School	237
On Campus - UG	1354
On Campus - GR	63
Off Campus - UG	1537
Off Campus - GR	297

Selected populations

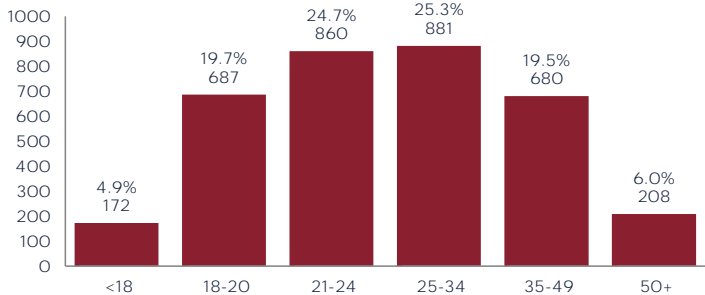
% Population	
Athlete	9%
Low Income	39%
First Generation	37%
Culturally / Ethnically Diverse	16%

Enrollment status

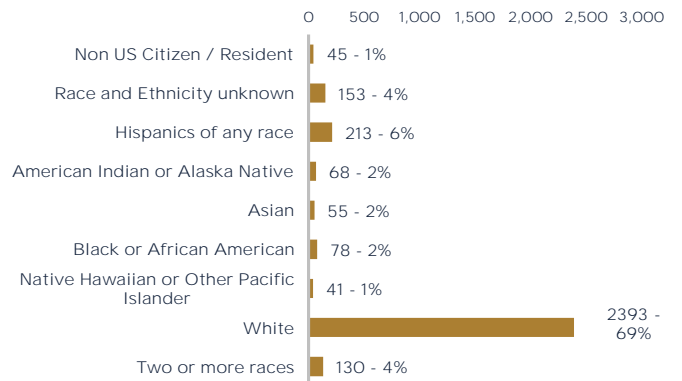
Full Time	1,782
Part Time	1,706



Age distribution



Ethnicity



Popular undergraduate majors

Major	Students	% Population
Business Administration	690	20%
General Studies-Exploratory	577	17%
Education	205	6%
Physical Activity & Health	199	6%
Liberal Studies/2 EOU Minors	163	5%
Psychology	154	4%
Fire Services Administration	131	4%
Pre-Nursing	121	3%
Anthropology/Sociology	116	3%
Biology	88	3%

Student Credit Hours

Category	Credit Hours	Percent
On Campus Undergraduate	14,775	44%
Online Undergraduate	14,515	43%
Onsite Undergraduate	2,150	6%
Graduate	1,689	5%
Eastern Promise (high school)	529	2%
Total	33,658	100%

