

EOU Quick Facts - Total Enrollment



EASTERN OREGON
UNIVERSITY

Fall 2019 4th Week

Enrollment

3,067

Gender

59% female
39% male

Residency

Residents 2037 - 66%
Non-Res 1030 - 34%

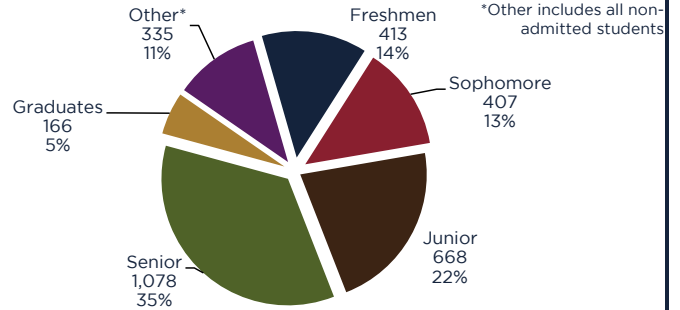
Campus association

	Students
High School	113
On Campus - UG	1508
On Campus - GR	29
Off Campus - UG	1246
Off Campus - GR	171

Selected populations

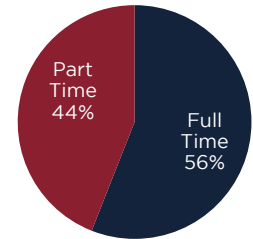
	% Population
Athlete	12%
Low Income	37%
First Generation	35%
Culturally / Ethnically Diverse	28%
Rural (resident UG)	63%

Student Population

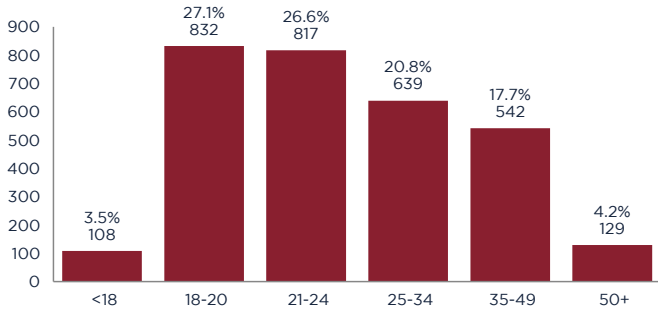


Enrollment status

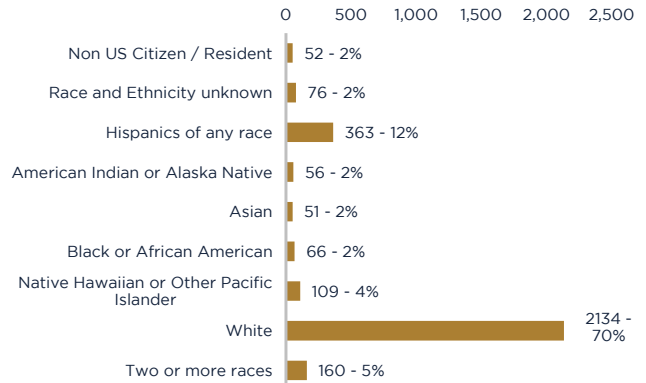
Full Time	1,717
Part Time	1,350



Age distribution



Ethnicity



Popular undergraduate majors

	Students	% Population
Business Administration	534	17%
Health and Human Performance	282	9%
General Studies-Exploratory	267	9%
Integrative Studies	163	5%
Fire Services Administration	161	5%
Psychology	156	5%
Multidisciplinary Studies	126	4%
Anthropology/Sociology	121	4%
Biology	96	3%
English/Writing	91	3%

Student Credit Hours

	Credit Hours	Percent
On Campus Undergraduate	15,158	48%
Online Undergraduate	14,101	45%
Onsite Undergraduate	798	3%
Graduate	1,537	5%
Eastern Promise (high school)	16	0%
Total	31,610	100%



EOU Quick Facts - New Freshmen

eou.edu

Fall 2019 4th Week

Enrollment

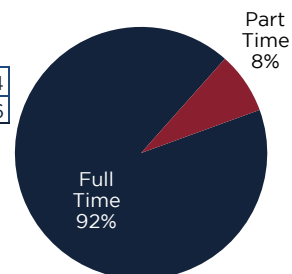
330

Gender

59% female
40% male

Enrollment Status

Full Time	304
Part Time	26



Residency

Residents 200 - 61%
Non-Res 130 - 39%

Campus association

	Students
On campus	316
Off campus	14

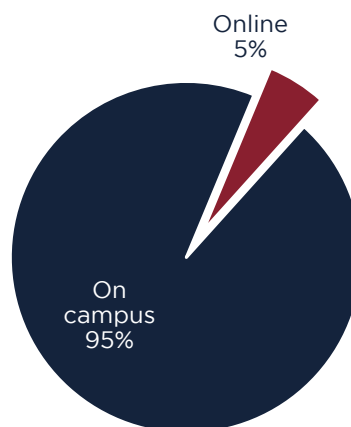
Additional characteristics

Avg. Age	19
Avg. HS GPA	3.43

Selected populations

	% Population
Athlete	26%
Low Income	47%
First Generation	32%
Culturally / Ethnically Diverse	33%
Rural (resident UG)	87%

Credit Hour Distribution

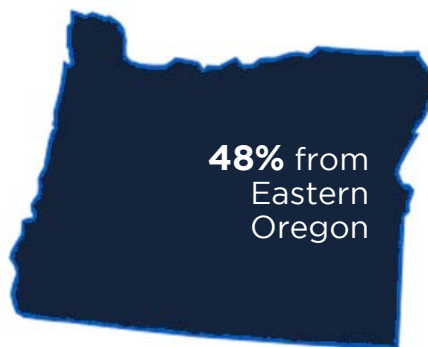


High School at entry

	Students	% Population
La Grande High School-OR	32	10%
Hermiston Senior High School-OR	13	4%
GED	10	3%
Marshall Islands High School-MH	9	3%
Baker High School-OR	9	3%
Pendleton High School-OR	8	2%
Ontario High School-OR	7	2%
Union High School-OR	6	2%
Crook County High School-OR	6	2%
Weston Mcewen High School-OR	5	2%

Popular undergraduate majors

	Students	% Population
Pre-Nursing	41	12%
General Studies-Exploratory	40	12%
Business Administration	39	12%
Multidisciplinary Studies	36	11%
Health and Human Performance	29	9%
Psychology	24	7%
Biology	17	5%
Computer Science	16	5%
Anthropology/Sociology	11	3%
History	9	3%



*New Freshmen are students entering EOU and meeting criteria for a new freshman admission in the identified Fall term.

EOU Quick Facts - New Transfers

eou.edu

Fall 2019 4th Week

Enrollment

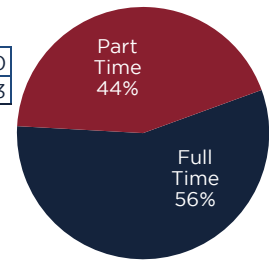
443

Gender

61% female
36% male

Enrollment Status

Full Time	250
Part Time	193



Residency

Residents 281 - 63%
Non-Res 162 - 37%

Campus association

	Students
On campus	133
Off campus	310

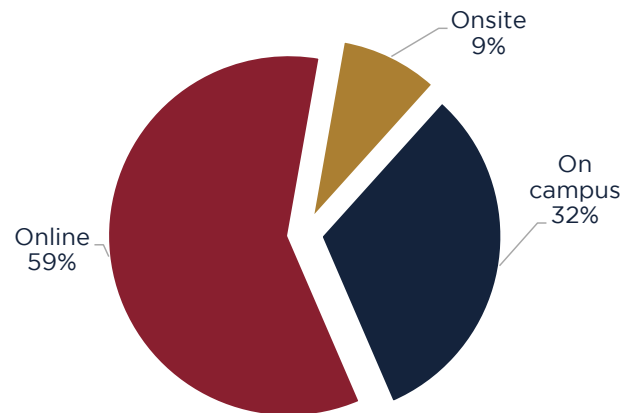
Additional characteristics

Avg. Age	29
Avg. Transfer GPA	3.15

Selected populations

	% Population
Athlete	7%
Low Income	49%
First Generation	32%
Culturally / Ethnically Diverse	32%
Rural (resident UG)	53%

Credit Hour Distribution



Last transfer institution

	Students	% Population
Blue Mountain Comm College	50	11%
Mount Hood Community College	33	7%
Treasure Valley Community Coll	29	7%
Chemeketa Community College	28	6%
Portland Community College	25	6%
Non-accredited/Foreign/ACE	19	4%
Central Oregon Comm College	14	3%
Umpqua Community College	14	3%
Lane Community College	10	2%
Linn-Benton Community College	8	2%

Popular undergraduate majors

	Students	% Population
Business Administration	88	20%
Health and Human Performance	52	12%
Fire Services Administration	40	9%
Psychology	37	8%
Accounting	29	7%
Integrative Studies	22	5%
Elementary Education	22	5%
Early Childhood Education	19	4%
English/Writing	17	4%
Anthropology/Sociology	16	4%



*New transfers are students entering EOU and meeting criteria for a new transfer admission in the identified Fall term.