

Eastern Oregon University

Quick Facts - New Freshmen

eou.edu

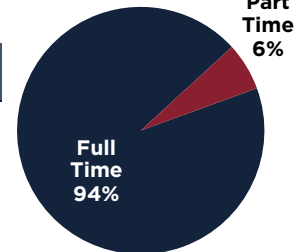
Fall 2018 4th Week

Enrollment

320

Enrollment Status

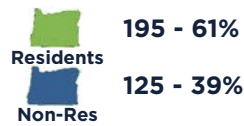
Full Time	300
Part Time	20



Gender

55% Female
44% Male

Residency



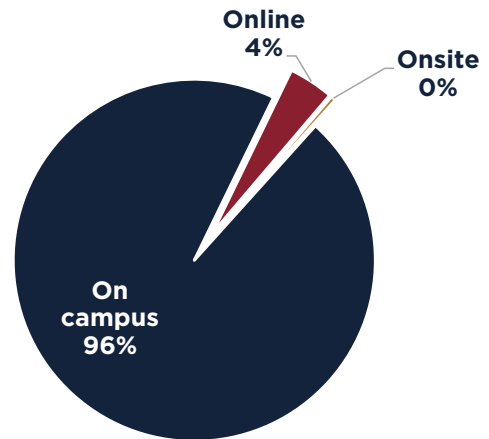
Campus association

	Students
On campus	308
Off campus	12

Selected populations

	% Population
Athlete	30%
Low Income	52%
First Generation	33%
Culturally / Ethnically Diverse	32%

Credit Hour Distribution



Additional characteristics

Avg. Age	19
Avg. HS GPA	3.38

High School at entry

	Students	% Population
La Grande High School-OR	27	8%
Hermiston Senior High School-OR	18	6%
Pendleton High School-OR	16	5%
Ontario High School-OR	12	4%
Elgin High School-OR	9	3%
Union High School-OR	8	3%
Imbler High School-OR	7	2%
Crook County High School-OR	6	2%
Kagman High School-MP	5	2%
Palau High School-PW	5	2%

Popular undergraduate majors

	Students	% Population
Pre-Nursing	35	11%
Business Administration	33	10%
Physical Activity & Health	33	10%
Education	31	10%
Biology	30	9%
General Studies-Exploratory	20	6%
Psychology	19	6%
Chemistry-Biochemistry	16	5%
Computer Science	15	5%
Anthropology/Sociology	11	3%



Eastern Oregon University

Quick Facts - New Transfers

eou.edu

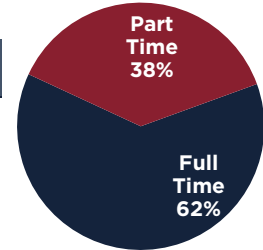
Fall 2018 4th Week

Enrollment

453

Enrollment Status



Full Time	283
Part Time	170



Gender

64% Female
35% Male

Residency

 288 - 64% Residents
 165 - 36% Non-Res

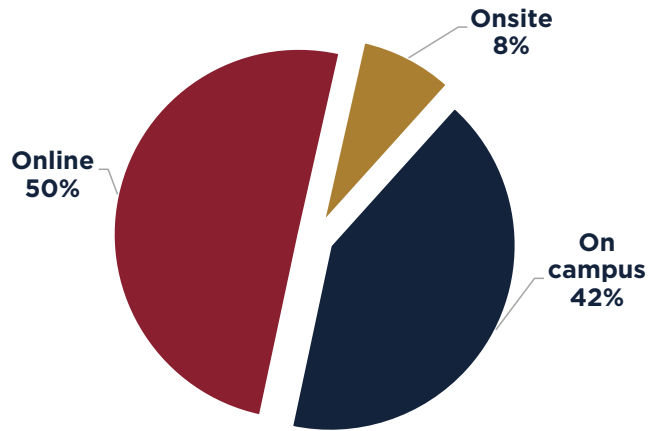
Campus association

	Students
On campus	179
Off campus	274

Selected populations

	% Population
Athlete	9%
Low Income	51%
First Generation	35%
Culturally / Ethnically Diverse	28%

Credit Hour Distribution



Additional characteristics

Avg. Age	28
Avg. Transfer GPA	3.19

Last transfer institution

	Students	% Population
Treasure Valley Community Coll	38	8%
Blue Mountain Comm College	38	8%
Mount Hood Community College	31	7%
Portland Community College	26	6%
Chemeketa Community College	21	5%
Central Oregon Comm College	17	4%
Umpqua Community College	16	4%
Clackamas Community College	13	3%
Oregon State University	12	3%
Lane Community College	12	3%

Popular undergraduate majors

	Students	% Population
Business Administration	120	26%
Physical Activity & Health	60	13%
Psychology	30	7%
Anthropology/Sociology	25	6%
Biology	19	4%
English/Writing	19	4%
Early Childhood Education	18	4%
Education	18	4%
Fire Services Administration	17	4%
Communication Studies	16	4%



Eastern Oregon University

Quick Facts



EASTERN OREGON UNIVERSITY

Fall 2018 4th Week

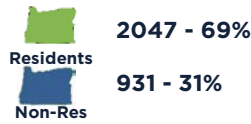
Enrollment

2,978

Gender

59% Female **40% Male**

Residency

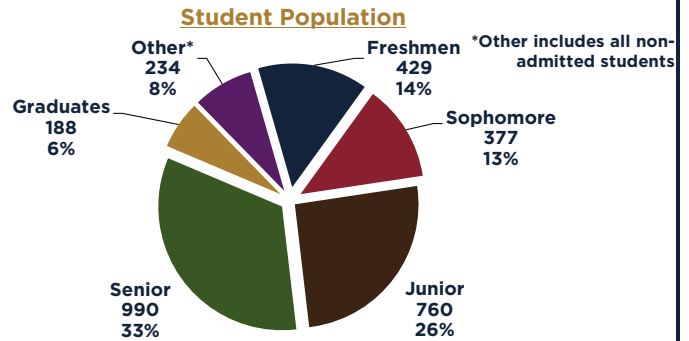


Campus association

	Students
High School	51
On Campus - UG	1508
On Campus - GR	73
Off Campus - UG	1185
Off Campus - GR	161

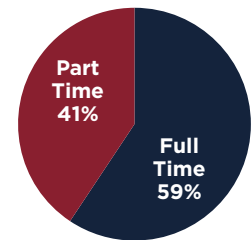
Selected populations

	% Population
Athlete	12%
Low Income	40%
First Generation	37%
Culturally / Ethnically Diverse	25%

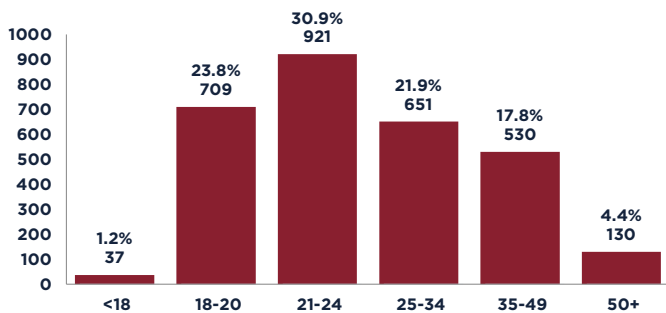


Enrollment status

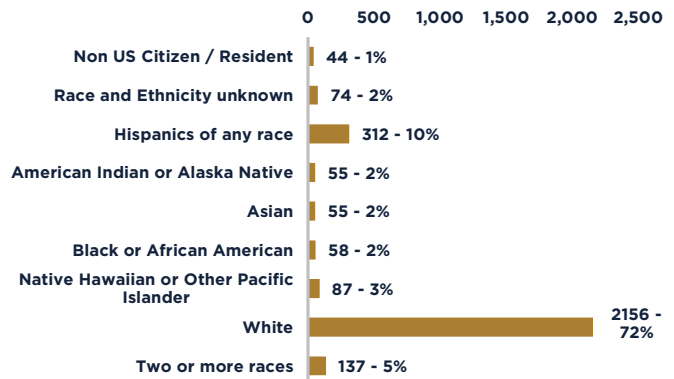
Full Time	1,767
Part Time	1,211



Age distribution



Ethnicity



Popular undergraduate majors

	Students	% Population
Business Administration	583	20%
Physical Activity & Health	274	9%
General Studies-Exploratory	232	8%
Psychology	146	5%
Education	143	5%
Fire Services Administration	139	5%
Integrative Study-2 EOU Minors	127	4%
Anthropology/Sociology	123	4%
Biology	122	4%
English/Writing	90	3%

Student Credit Hours

	Credit Hours	Percent
On Campus Undergraduate	16,372	51%
Online Undergraduate	13,084	41%
Onsite Undergraduate	1,052	3%
Graduate	1,618	5%
Eastern Promise (high school)	0	0%
Total	32,126	100%

