



Eastern Oregon University

How to register for courses using
your *Webster* account.

From the EOU homepage www.eou.edu , Click on the “Current Students” tab. Then click on the word “Webster” at the upper left of the menu bar.

Current Students - Eastern Oregon University - Microsoft Internet Explorer

File Edit View Favorites Tools Help

Back Forward Stop Home Search Favorites

Address <http://www.eou.edu/students/>

Contact EOU Campus Services Employment Find Someone A to Z Sitemap

Eastern Oregon University

Flex your mind...
On campus, Online or
On the go at EOU!

Real Food on Campus

Future Students **Current Students** Faculty & Staff Alumni & Community

Blackboard | Email Login | Webster | Desk | Library

STUDENT ACCESS

Academics & Programs
Academics / Programs
Academic Calendar
Summer Session
Academic Advising
Academic Catalog
Class Schedules

EOU Pierce Library
Pierce Library

Blackboard / Computing / IT
Blackboard login
Email login
Student Computing
Webster / Student Online

New Students
Admissions
Bookstore
Learning Center
New Student Programs
Online Education
Undergrad Live-in Requirements
Orientation
Newly Admitted / SOAR
Testing Services

Registration
Registrar's Office
Register now
Transcripts Request

International Students
International Programs
Study Abroad

Parents / Families
Mountaineer Family Network
Career Advising
Health Insurance Info

Financial Aid
Business Services
Financial Aid
Cost of Attending
Scholarships
Student Accounts
Tuition and Fees
Getting Started with Webster

STUDENT LIFE

Athletics
Athletics Home
Athletic Training
Intramurals
Facility Hours
Mountaineer Gear
Mountaineer Talk Radio
Staff Directory
Visitors Guide (pdf)

Hoke Student Union
Associated Students ASEOU
ASEOU Leadership
Hoke Union Building
Multicultural Center
Outdoor Program
Student Activities Office
Student Events
Virtual Info Desk

Student Affairs
Multicultural Center
Student Affairs
Office of Student Affairs

Health and Counseling
Campus Health Alerts
Counseling Center
Emergency Phone Numbers
Health Center

What's Happening at EOU

"HAVING a BALL with SCIENCE"
Saturday Science Program in Ontario aims to teach children the wonders of chemistry. [Read more...](#)

EOU FOUNDATION RECEIVES \$4.5 MILLION GIFT
Contributions from anonymous donor amount to largest single private gift in EOU's 79-year history. [Read more...](#)

PRESIDENTIAL SEARCH
With the service of Interim President Dixie Lund drawing to a close in the spring of 2009, Eastern Oregon University has launched a search for its next president. [Find out more...](#)

- [Events Calendar for EOU \(Fastbooks\)](#)
- [Past News and Events](#)

Start Groupware - Ca... WebMail - Bloye... webster_reg.p... OAS Forms Ser... Oracle Develop... Current Stude... Microsoft Power... Internet 11:04 AM

Click on "Login Here"

The screenshot shows a Microsoft Internet Explorer browser window displaying the Eastern Oregon University website. The address bar shows <http://www.ous.edu/webster/>. The page title is "Online Registration". The navigation menu includes "Class Schedules", "When May I Register?", and "Secured Access Availability". The main content area is titled "Secured Webster Access:" and features a prominent link: [Login here \(requires id and pin\)](#). A large black arrow points to this link. Below the link, there is text explaining the purpose of the link: "Click the above link to register for classes, check your financial aid, check your bill, find out who is your advisor, and more!". There are also links for "How do I get an id and pin?", "Academic Year 2007-2008 Registration Information(pdf)", and "Dates and Deadlines for Distance Education Courses 2007-2008". A box contains information about enrollment at BMCC or TVCC, stating "If you plan to enroll at either BMCC or TVCC as well as EOU, you must follow these steps!". Below this is a PGE logo and text: "If PGE is responsible for payment of your account, please click [here](#)". At the bottom, there is a note: "Secured access is unavailable at certain times due to system backups and scheduled maintenance. Please click [here](#) for access availability information." The footer includes "Contact Information" and "Eastern Oregon University Registrar". The Windows taskbar at the bottom shows the Start button and several open applications, including "OAS Forms Ser...", "Oracle Develop...", "Eastern Oreg...", "Groupware - Ca...", "WebMail - Bloye...", "Microsoft Power...", and "Document1 - Mi...". The system clock shows 9:20 AM.

Enter your user ID (Use either your student ID number (910-XX-XXXX) or your social security number.)

Enter your PIN (first time users will use your birth date YYMMDD)

User Login - Microsoft Internet Explorer

File Edit View Favorites Tools Help

Back Forward Stop Refresh Home Search Favorites

Address https://banweb.ous.edu/eouprd/owa/twbkwbis_P_WWWLogin Go Links

EO EASTERN OREGON UNIVERSITY

HELP SIGNOFF

User Login

Please enter your Student Identification Number (ID) and your Personal Identification Number (PIN), then click the Login button. If this is your first time accessing Webster, please [click here](#) for help or click the help link in the top right corner for more information about your user identification number and pin.

If you have forgotten your pin and you have already entered a security question and answer, enter your Student ID and then click the Forgot PIN? button.

If you're unable to login to see your financial aid awards, please [click here](#). If you still cannot access your award information you may contact the [Financial Aid Office](#)

If you're unable to login to register or see your grades, please contact the [Registrar's office](#) or [click here for help](#).

To protect your personal information, when finished, sign out by clicking the SIGNOFF link in the top right corner and close your browser.

User ID:

PIN:

Login Forgot PIN?

RELEASE: 7.4

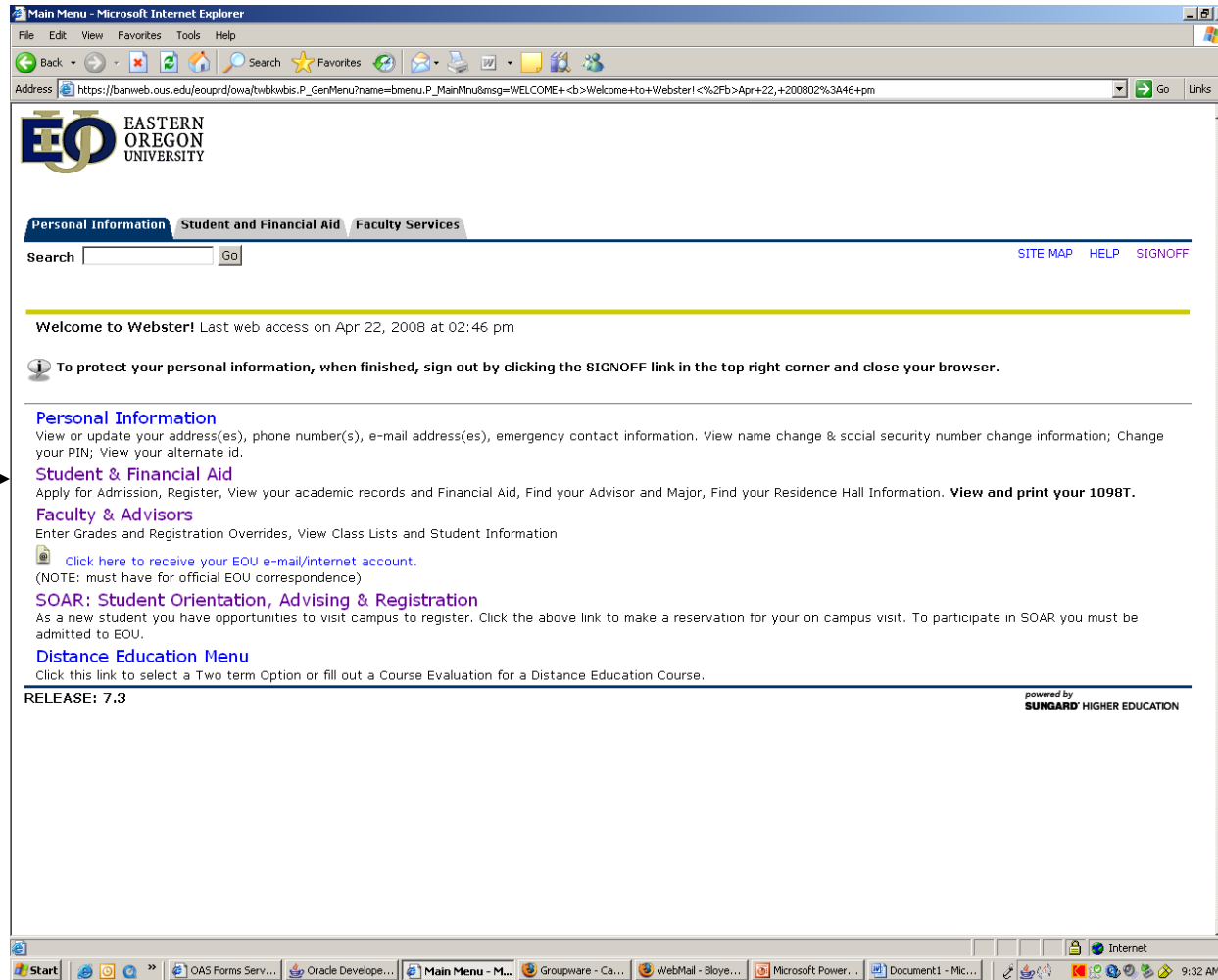
powered by SUNGARD HIGHER EDUCATION

Done

Start OAS Forms Serv... Oracle Develop... User Login - M... Groupware - Ca... WebMail - Bloye... Microsoft Power... Document1 - Mic... Internet

9:25 AM

Select "Student & Financial Aid"




The screenshot shows a web browser window titled "Main Menu - Microsoft Internet Explorer". The address bar contains the URL: https://banweb.ous.edu/eouprd/owa/twbkwbis.P_GenMenu?name=bmenu.P_MainMnu&msg=WELCOME+Welcome+to+Webster!<?Fb>Apr+22,+200802%3A46+pm. The page features the Eastern Oregon University logo and a navigation menu with three tabs: "Personal Information", "Student and Financial Aid", and "Faculty Services". Below the menu is a search bar and links for "SITE MAP", "HELP", and "SIGNOFF". A yellow horizontal line separates the header from the main content. The main content includes a welcome message, a security warning, and several menu items: "Personal Information", "Student & Financial Aid" (highlighted by a black arrow), "Faculty & Advisors", "SOAR: Student Orientation, Advising & Registration", and "Distance Education Menu". The page footer includes the text "RELEASE: 7.3" and "powered by SUNGARD HIGHER EDUCATION". The Windows taskbar at the bottom shows several open applications, including "OAS Forms Serv...", "Oracle Develop...", "Main Menu - M...", "Groupware - Ca...", "WebMail - Bloye...", "Microsoft Power...", and "Document1 - Mic...".

Personal Information | **Student and Financial Aid** | **Faculty Services**

Search [SITE MAP](#) [HELP](#) [SIGNOFF](#)


Welcome to Webster! Last web access on Apr 22, 2008 at 02:46 pm

 To protect your personal information, when finished, sign out by clicking the SIGNOFF link in the top right corner and close your browser.

Personal Information
View or update your address(es), phone number(s), e-mail address(es), emergency contact information. View name change & social security number change information; Change your PIN; View your alternate id.

Student & Financial Aid
Apply for Admission, Register, View your academic records and Financial Aid, Find your Advisor and Major, Find your Residence Hall Information. **View and print your 1098T.**

Faculty & Advisors
Enter Grades and Registration Overrides, View Class Lists and Student Information

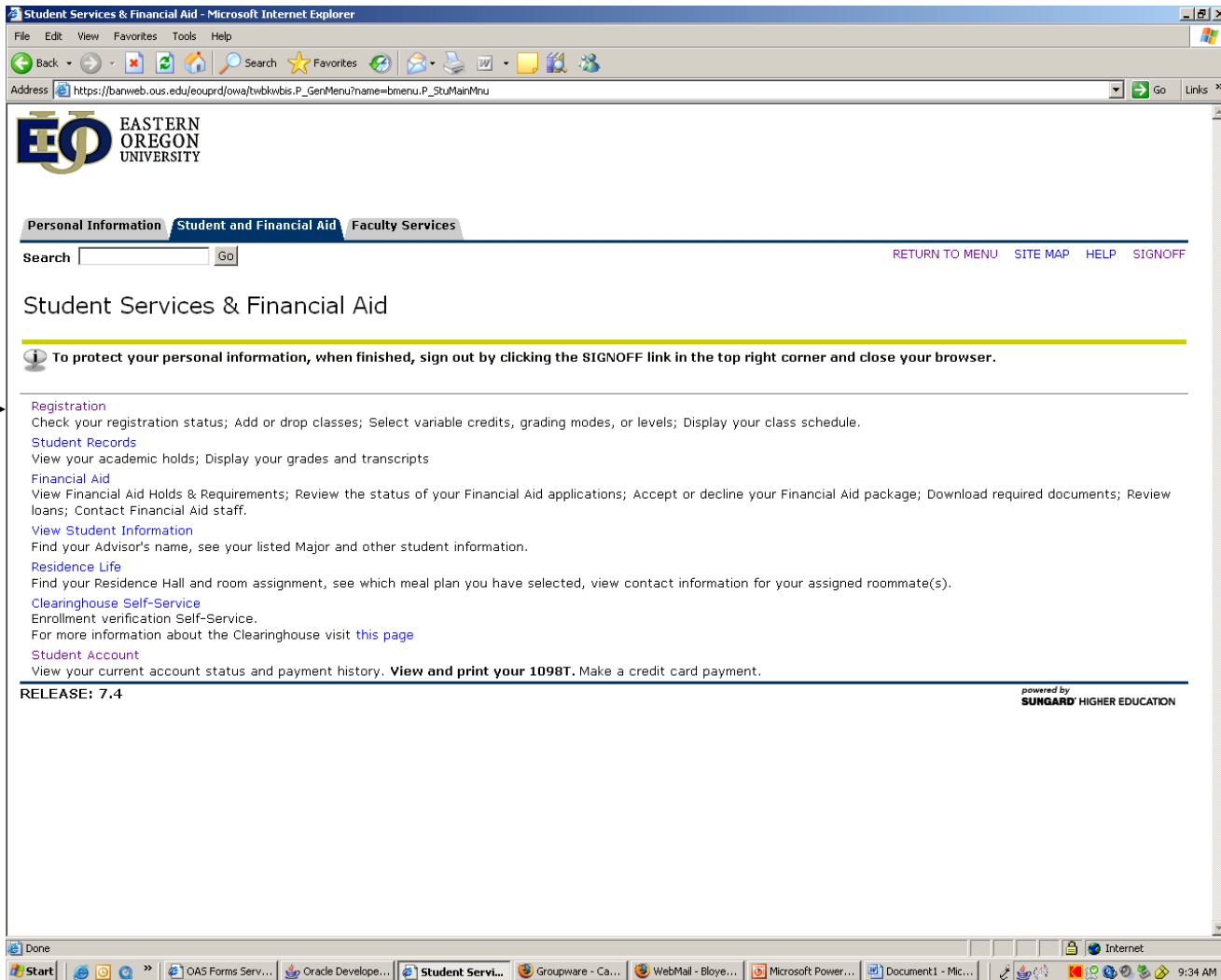
 [Click here to receive your EOU e-mail/internet account.](#)
(NOTE: must have for official EOU correspondence)

SOAR: Student Orientation, Advising & Registration
As a new student you have opportunities to visit campus to register. Click the above link to make a reservation for your on campus visit. To participate in SOAR you must be admitted to EOU.

Distance Education Menu
Click this link to select a Two term Option or fill out a Course Evaluation for a Distance Education Course.

RELEASE: 7.3 powered by
SUNGARD HIGHER EDUCATION

Select "Registration"



Student Services & Financial Aid - Microsoft Internet Explorer


Address: https://banweb.ous.edu/eouprd/owa/twblwbis_P_GenMenu?name=bmenu.P_StuMainMnu

EASTERN OREGON UNIVERSITY

Personal Information | **Student and Financial Aid** | Faculty Services

Search [RETURN TO MENU](#) [SITE MAP](#) [HELP](#) [SIGNOFF](#)

Student Services & Financial Aid

 To protect your personal information, when finished, sign out by clicking the SIGNOFF link in the top right corner and close your browser.

- [Registration](#)
Check your registration status; Add or drop classes; Select variable credits, grading modes, or levels; Display your class schedule.
- [Student Records](#)
View your academic holds; Display your grades and transcripts
- [Financial Aid](#)
View Financial Aid Holds & Requirements; Review the status of your Financial Aid applications; Accept or decline your Financial Aid package; Download required documents; Review loans; Contact Financial Aid staff.
- [View Student Information](#)
Find your Advisor's name, see your listed Major and other student information.
- [Residence Life](#)
Find your Residence Hall and room assignment, see which meal plan you have selected, view contact information for your assigned roommate(s).
- [Clearinghouse Self-Service](#)
Enrollment verification Self-Service.
For more information about the Clearinghouse visit [this page](#)
- [Student Account](#)
View your current account status and payment history. **View and print your 1098T.** Make a credit card payment.

RELEASE: 7.4 powered by **SUNGARD** HIGHER EDUCATION

Done

Start | OAS Forms Serv... | Oracle Develop... | Student Servi... | Groupware - Ca... | WebMail - Bloye... | Microsoft Power... | Document1 - Mic... | Internet | 9:34 AM

Click on “Select a Term” drop down menu. Select the term you are registering for and click on the submit button.

Personal Information **Student and Financial Aid** Faculty Services

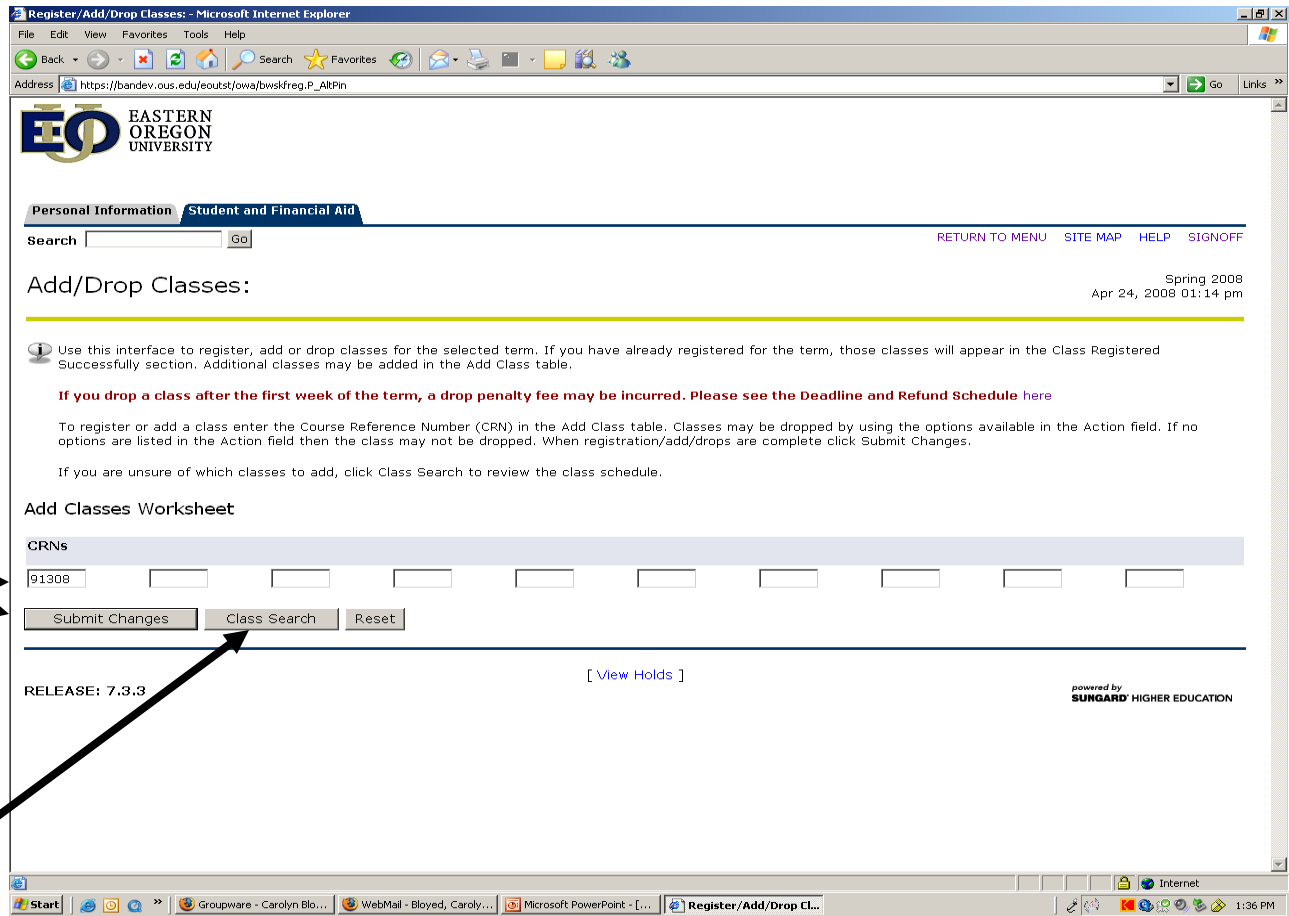
Search Go [RETURN TO MENU](#) [SITE MAP](#) [HELP](#) [SIGNOFF](#)

Select Term (Note: term displayed is not always current term) Apr 23, 2008 09:34 am

Select a Term:

RELEASE: 7.2 powered by
SUNGARD HIGHER EDUCATION

If you know the Course Reference Number(s) (CRN) for the course(s) you want to register for, enter in the box below and click on the “Submit Changes” button.



If you don't know the CRN for a course, click on “Class Search” to search for available courses.

Courses may be viewed using the search criteria below. You can search all the courses or narrow your search by selecting specific criteria. Note, the more search criteria you use, the more refined the list of classes will be. Once your search criteria are selected, click on the "Class Search" button at the bottom and your list of classes will be displayed.

Look-Up Classes to Add: - Microsoft Internet Explorer

File Edit View Favorites Tools Help

Address https://bandev.ous.edu/eoutst/owa/bwckcoms.P_Regs

E O U EASTERN OREGON UNIVERSITY

Personal Information Student and Financial Aid

Search Go [RETURN TO MENU](#) [SITE MAP](#) [HELP](#) [SIGNOFF](#)

Look-Up Classes to Add: Spring 2008
Apr 24, 2008 02:08 pm

i Use the selection options below to search the class schedule for the term displayed above. You may choose any combination of fields to narrow your search, but you must select at least one Subject. When your selection is complete, click Class Search to perform the search.

To make multiple selections within a selection box, press the Ctrl key while clicking on the selection.

Subject: **Course Number:**

General Education & Other Special Course Designation: **Title Keyword Search:**

Campus: **Credit Range:** hours to hours

Course Level: **Start Time:** Hour Minute am/pm

Delivery: **End Time:** Hour Minute am/pm

Instructor: **Days:** Mon Tue Wed Thur Fri Sat Sun

[[Student Schedule by Day & Time](#) | [Student Detail Schedule](#) | [View Holds](#)]

Start Groupware - Carolyn Blo... WebMail - Bloyed, Caroly... Webster Registration Webster presentation Look-Up Classes to A... 2:34 PM

Select the course(s) you want by clicking in the “Select” box. Courses not available for registration are designated with “C” or “NR” as shown below. Upon selecting your desired course, click on “Register” to add to your schedule. If you want to search for additional courses, click on “Add to Worksheet”. Once your worksheet contains all the classes you want to register for, click on “Register”. If you are not quite ready to register and are just searching the schedule for available courses, you can print this page for review as you do your planning. Instructions for printing are on the next slide.

Look-Up Classes to Add: Spring 2008
Apr 24, 2008 02:32 pm

To register for classes, check the box in front of the CRN (C identifies a closed class) and click Register or Add to Worksheet.

A printer friendly version of this page is available at the bottom of this page and is designated by the Adobe pdf icon. You may also click PDF link at bottom to take you to the bottom of the page.

Course Icon Legend:

Online -Asynchronous/Internet-Based Courses: Onsite- Courses conducted at various physical locations throughout Oregon:

On Campus Courses:

NOTES FOR DISTANCE EDUCATION STUDENTS ONLY: 1. Staff rates are not offered for Distance Education courses. 2. Don't forget to order your course materials through the bookstore

PDF link at bottom

Select	CRN	Subj Crse Cmp Cred Title	Days Time	Cap Act Rem	Instructor	Date (MM/DD)	Location	General Education & Other Special Course Designation
<input checked="" type="checkbox"/>	90482	SPCH 112 L 3 Public Speaking*GTW	TR 04:00 pm-05:20 pm	25 14 11	April Curtis	03/31-06/13 ACK	103	Gen Ed-Gateway
C	90234	SPCH 112 L 3 Public Speaking*GTW	TR 02:00 pm-03:20 pm	25 25 0	April Curtis	03/31-06/13 ACK	103	Gen Ed-Gateway
NR	90953 (F)	SPCH 112 N 3 Public Speaking*GTW	-	30 14 16	Joel C. Bonney	03/31-06/13 -	-	Gen Ed-Gateway

View Schedule as PDF

Register Add to WorkSheet Class Search

[Student Schedule by Day & Time | Student Detail Schedule]

RELEASE: 7.3.3E powered by SUNGARD HIGHER EDUCATION

To print the list of classes, click on the PDF link at the bottom of the page. Then choose "Print" from the "File" drop down menu in the upper left corner.

Look-Up Classes to Add: Spring 2008
Apr 28, 2008 01:08 pm

To register for classes, check the box in front of the CRN (C identifies a closed class) and click Register or Add to Worksheet.

A printer friendly version of this page is available at the bottom of this page and is designated by the Adobe pdf icon. You may also click PDF link at bottom to take you to the bottom of the page.

Course Icon Legend:

Online - Asynchronous/Internet-Based Courses: Onsite- Courses conducted at various physical locations throughout Oregon:

On Campus Courses:

NOTES FOR DISTANCE EDUCATION STUDENTS ONLY: 1. Staff rates are not offered for Distance Education courses. 2. Don't forget to order your books through the bookstore

Link to printable version in PDF format at bottom of page

Select	CRN	Subj	Crse	Cmp	Cred	Title	Days	Time	Cap	Act	Rem	Instructor	Date (MM/DD)	Location	Gener	Spec
NR	90482	SPCH	112	L	3	Public Speaking*GTW	TR	04:00 pm-05:20 pm	25	21	4	April Curtis	03/31-06/13	ACK 103	Gen E	
C	90234	SPCH	112	L	3	Public Speaking*GTW	TR	02:00 pm-03:20 pm	25	25	0	April Curtis	03/31-06/13	ACK 103	Gen E	
	90953	SPCH	112	N	3	Public Speaking*GTW	-	-	30	9	21	Joel C. Bonney	03/31-06/13	-	Gen E	

Printable version in PDF format

Register Add to WorkSheet Class Search

RELEASE: 7.3.3 [Student Schedule by Day & Time | Student Detail Schedule]

This is what your printed version of the class schedule will look like.

Spring 2008

CRN	SUBJ	CRSE	CAMP	CR	TITLE, FOOTNOTES	INSTRUCTOR	DAY & TIME	BLDG & ROOM	COURSE DATES	GEN E & U1 H&M SP COURSE DESIGNATION
90482	SPCH	112	L	3	Public Speaking*GTW	Curtis, A	TR 4:00-5:20pm	ACK 103	31-MAR-08 to 13-JUN-08	Gen Ed-Gateway
90234	SPCH	112	L	3	Public Speaking*GTW	Curtis, A	TR 2:00-3:20pm	ACK 103	31-MAR-08 to 13-JUN-08	Gen Ed-Gateway
90953	SPCH	112	N	3	Public Speaking*GTW, 1	Bonney, J			31-MAR-08 to 13-JUN-08	Gen Ed-Gateway

1 Note: Word Wide Web (u308), \$1.50 per credit hour.

On Campus Courses Online - Asynchronous/Internet-Based Courses Onsite - Courses conducted at various physical locations throughout Oregon

"Course tuition and fees are subject to change without notice"

You are now officially registered for your courses. You can add additional courses here as well as drop courses. To drop a course click on the “Action” drop down menu, select “Drop” and complete the drop by clicking on “Submit Changes”. At the bottom of this page you will see “Order Books”. Clicking on this link will bring up the EOU bookstore page listing the books you will need for your classes. The next slide will show you the EOU bookstore page.

Enrollment will not be cancelled for students who do not pay tuition or do not attend the class. Unless courses are dropped from a deadline, you will be responsible for payment.

Financial Aid Students: Do not drop any classes without consulting the Financial Aid Office for possible penalties. 541-962-3550 or fao@eou.edu.

To register or add a class enter the Course Reference Number (CRN) in the Add Class table. Classes may be dropped by using the options available in the Action field. If no options are listed in the Action field then the class may not be dropped. When registration/add/drops are complete click Submit Changes.

If you are unsure of which classes to add, click Class Search to review the class schedule.

Current Schedule

Status	Action	CRN	Subj Crse Sec Level	Cred	Grade Mode	Title
Web Registered on Feb 19, 2010	None	93275	WR 131 002 Undergraduate	4.000	Graded (A-F)	Explor Prose Wr*APC
Web Registered on Mar 03, 2010	None	93068	BA 101 101 Undergraduate	3.000	Graded (A-F)	Intro Bus & Global Envir

Total Credit Hours: 7.000
Billing Hours: 7.000
Minimum Hours: 0.000
Maximum Hours: 21.000
Date: Apr 22, 2010 10:00 am

[[View Holds](#) | [Order Books](#)]

RELEASE: 8.1 powered by
SUNGARD HIGHER EDUCATION

EOU Bookstore page showing a list of the books you will need for the classes you registered for.

The screenshot shows the Eastern Oregon University Bookstore website in a Microsoft Internet Explorer browser. The page title is "Express Textbooks" and the URL is "http://www.eoubookstore.com/textbook_express.asp". The page features a navigation bar with "TEXTBOOKS" and "BUY SHOP" buttons, a search bar, and a "Go" button. The main content area displays two sections of required textbooks:

Displaying Textbooks for BA - 101 , section 101 (CARPENTER S)

	New Price	Used Price	Qty	Type
No Textbook Ordered By Faculty, <i>Eou</i>	Required	New Price Unavailable	Used Price Unavailable	

Displaying Textbooks for WR - 131 , section 002 (SHADLE M)

	New Price	Used Price	Qty	Type
Teaching Multiwriting, <i>Davis</i> Siup Binding Paper Copyright 07 ISBN 0809327546	Required \$35.00 Usually ships in 1-2 days	\$26.25 Usually ships in 1-2 days	1	Used

Quick Select: Required Recommended Optional

Purchase Total: **\$26.25**

[add selected books to cart »](#)

On the right side of the page, there is a promotional banner for "Save Up To 75% Off!" on software titles and a VeriSign Secured logo.

There are two ways to view your completed schedule. The first option is “Student Schedule by Day & Time” . . .

This screenshot shows the registration menu on the Eastern Oregon University website. The page title is "Registration" and it includes a search bar and navigation links like "RETURN TO MENU", "SITE MAP", "HELP", and "SIGNOFF". A list of options is provided, including "Select Term", "Register/Add/Drop Classes", "Look-up Classes to Add", "Student Schedule by Day & Time", "Student Detail Schedule", "Withdrawal Information", "Check Your Registration Status", and "Pay by Credit Card". A "RELEASE: 7.4" notice is visible at the bottom. Two black arrows originate from the text above: one points to the "Student Schedule by Day & Time" link, and the other points to the "Student Schedule by Day and Time" page shown in the adjacent screenshot.

This screenshot displays the "Student Schedule by Day and Time" page. The page title is "Student Schedule by Day and Time:" and it includes a search bar and navigation links. The date and time are shown as "Apr 28, 2008 09:52 am". A message states: "Following is your schedule by day and time. Classes which are still not scheduled or that fall within a different date range than the normal term are listed at the bottom of the page." A "Go to (MM/DD/YYYY):" field with a "Submit" button is present. The schedule is presented in a table format for the "Week of Apr 28, 2008 (32 of 38)".

	Monday	Tuesday	Wednesday	Thursday	Friday	Saturday	Sunday
4pm		SPCH 112-001 90-4B2 Class 4:00 pm- 5:20 pm ACK 103		SPCH 112-001 90-4B2 Class 4:00 pm- 5:20 pm ACK 103			
5pm							

At the bottom of the page, there are links for "[Select Term | Add/Drop Classes | Detail Schedule | Look-up Classes to Add]" and a "powered by SUNGARD HIGHER EDUCATION" logo. A "RELEASE: 7.3.2.1" notice is also visible.

The second option is "Student Detail Schedule".

Registration - Microsoft Internet Explorer

Address: https://bandev.ous.edu/ouost/jowa/tvbkwbis.P_GenMenu?name=bmenu.P_RegMnu

EASTERN OREGON UNIVERSITY

Personal Information Student and Financial Aid

Search [] [Go]

Registration

Select Term

- Register/Add/Drop Classes
- Look-up Classes to Add
- Student Schedule by Day & Time
- Student Detail Schedule
- Withdrawal Information
- Check Your Registration Status
- Pay by Credit Card

RELEASE: 7.4

Student Detail Schedule - Microsoft Internet Explorer

Address: https://bandev.ous.edu/ouost/jowa/tvbkwbis.P_CrseSchdDet

EASTERN OREGON UNIVERSITY

Personal Information Student and Financial Aid

Search [] [Go]

Student Detail Schedule:

Spring 2008
Apr 28, 2008 09:58 am

Total Credit Hours: 3.000

Associated Term: Spring 2008
CRN: 90482
Status: **Web Registered** on Apr 24, 2008
Assigned Instructor: April Curtis
Grade Mode: Graded (A-F)
Credits: 3.000
Level: Undergraduate
Campus: EOU Main Campus (La Grande)

Time	Days Where	Date Range	Instructors
4:00 pm - 5:20 pm TR	Ackerman School 103	Mar 31, 2008 - Jun 13, 2008	April Curtis

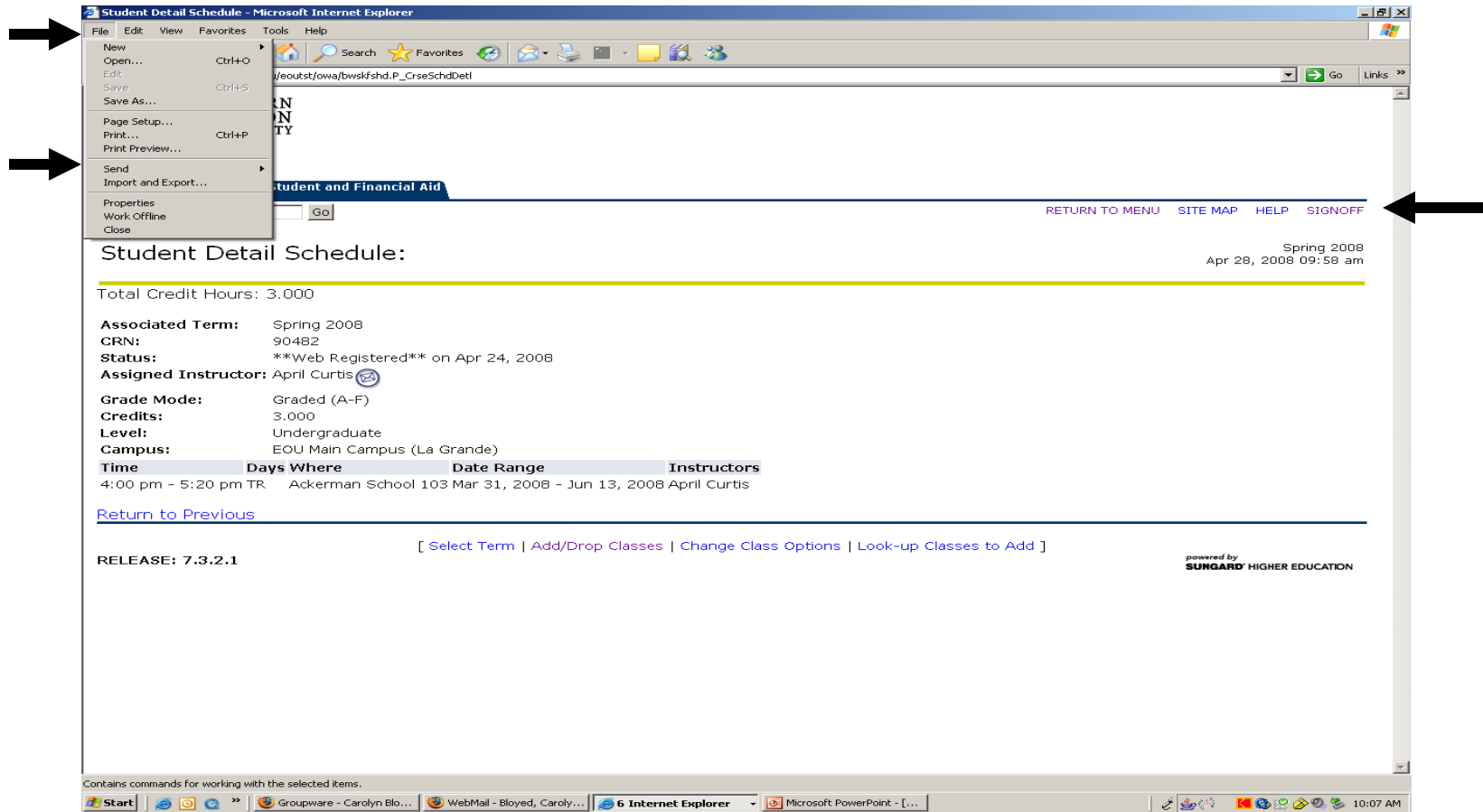
Return to Previous

[Select Term | Add/Drop Classes | Change Class Options | Look-up Classes to Add]

RELEASE: 7.3.2.1

powered by SUNGARD HIGHER EDUCATION

To print a copy of your schedule, click on the “File” in the upper left corner and choose “Print” from the drop down menu.



When you are finished with your schedule, click on “Sign Off” in the upper right corner.