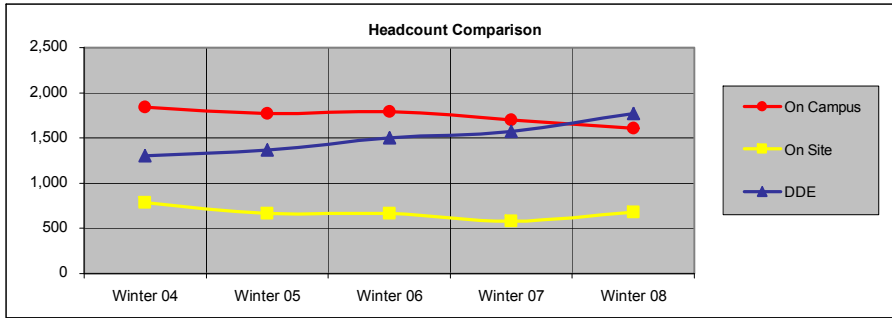


# Eastern Oregon University

## 5 Term Enrollment by Location

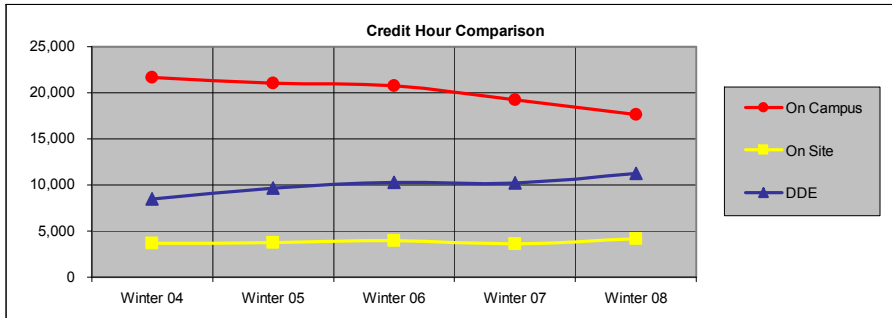
Winter End of Term



Headcount

|                    | Winter 04 | Winter 05 | Winter 06 | Winter 07 | Winter 08 |
|--------------------|-----------|-----------|-----------|-----------|-----------|
| On Campus          | 1,843     | 1,770     | 1,791     | 1,697     | 1,608     |
| On Site            | 783       | 663       | 663       | 584       | 679       |
| DDE                | 1,302     | 1,370     | 1,504     | 1,571     | 1,772     |
| Unduplicated Total | 3,445     | 3,319     | 3,398     | 3,283     | 3,372     |

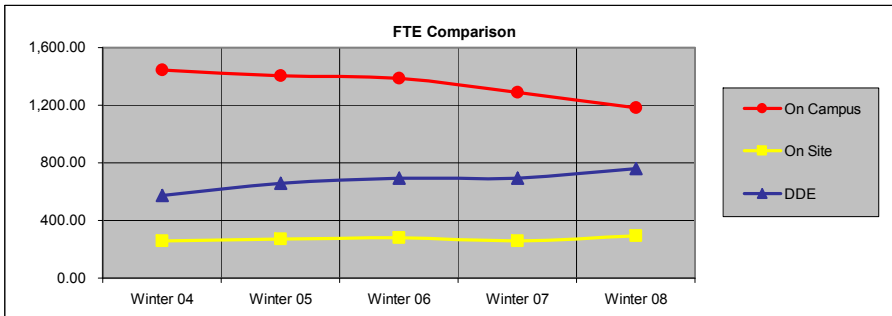
| 5 Term % Change |
|-----------------|
| -12.8%          |
| -13.3%          |
| 36.1%           |
| -2.1%           |



Credit Hours

|                    | Winter 04 | Winter 05 | Winter 06 | Winter 07 | Winter 08 |
|--------------------|-----------|-----------|-----------|-----------|-----------|
| On Campus          | 21,691    | 21,015    | 20,738    | 19,241    | 17,607    |
| On Site            | 3,646     | 3,784     | 3,946     | 3,584     | 4,134     |
| DDE                | 8,482     | 9,664     | 10,281    | 10,229    | 11,271    |
| Total Credit Hours | 33,819    | 34,463    | 34,965    | 33,054    | 33,012    |

| 5 Term % Change |
|-----------------|
| -18.8%          |
| 13.4%           |
| 32.9%           |
| -2.4%           |



FTE

|           | Winter 04 | Winter 05 | Winter 06 | Winter 07 | Winter 08 |
|-----------|-----------|-----------|-----------|-----------|-----------|
| On Campus | 1,446.65  | 1,403.02  | 1,388.55  | 1,288.80  | 1,181.17  |
| On Site   | 259.45    | 270.28    | 279.47    | 255.63    | 294.75    |
| DDE       | 574.88    | 655.82    | 694.83    | 692.28    | 759.23    |
| Total FTE | 2,280.98  | 2,329.12  | 2,362.85  | 2,236.72  | 2,235.15  |

| 5 Term % Change |
|-----------------|
| -18.4%          |
| 13.6%           |
| 32.1%           |
| -2.0%           |

Source : EOU Data Warehouse

Nursing [OHSU], Agriculture [OSU] included in headcount only.

Cascade Campus [OSU] and Oregon Dental Services [ODS] excluded from all counts.