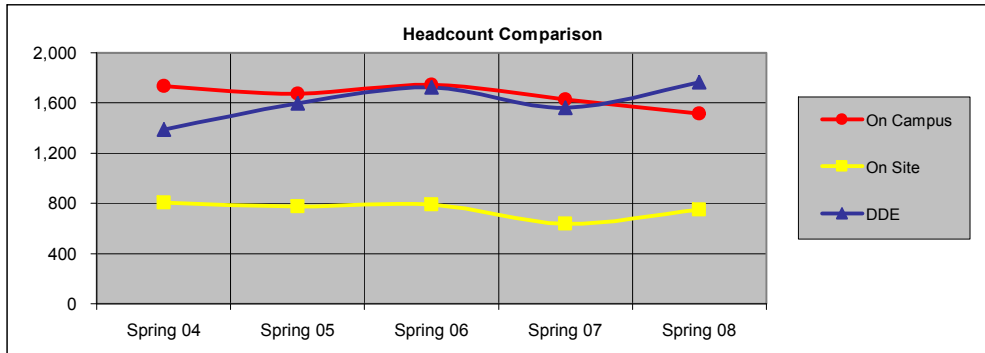


Eastern Oregon University

5 Term Enrollment by Location

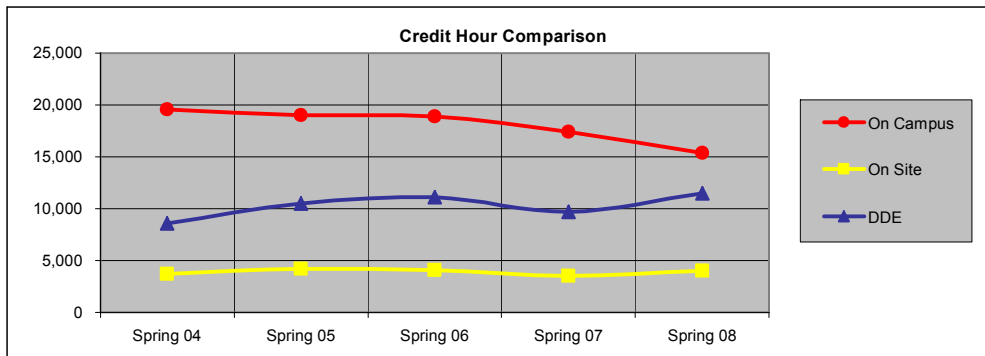
Spring End of Term



Headcount

	Spring 04	Spring 05	Spring 06	Spring 07	Spring 08
On Campus	1,735	1,673	1,743	1,628	1,515
On Site	804	773	790	637	750
DDE	1,388	1,598	1,722	1,562	1,764
Unduplicated Total	3,394	3,417	3,472	3,123	3,252

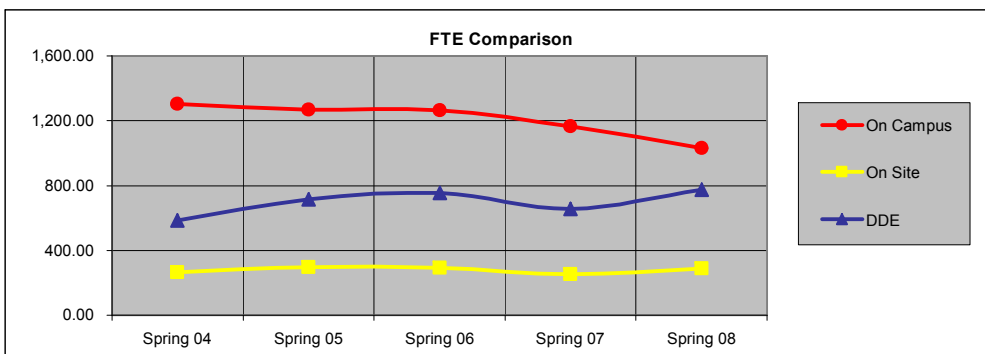
5 Term % Change
-12.7%
-6.7%
27.1%
-4.2%



Credit Hours

	Spring 04	Spring 05	Spring 06	Spring 07	Spring 08
On Campus	19,538	18,999	18,900	17,403	15,377
On Site	3,733	4,167	4,077	3,521	4,040
DDE	8,585	10,519	11,128	9,694	11,509
Total Credit Hours	31,856	33,685	34,105	30,618	30,926

5 Term % Change
-21.3%
8.2%
34.1%
-2.9%



FTE

	Spring 04	Spring 05	Spring 06	Spring 07	Spring 08
On Campus	1,302.95	1,267.93	1,265.63	1,166.05	1,032.52
On Site	266.05	294.42	290.80	253.18	290.08
DDE	584.42	716.28	753.80	655.93	775.28
Total FTE	2,153.42	2,278.63	2,310.23	2,075.17	2,097.88

5 Term % Change
-20.8%
9.0%
32.7%
-2.6%

Source : EOU Data Warehouse

Nursing [OHSU], Agriculture [OSU] included in headcount only.

Cascade Campus [OSU] and Oregon Dental Services [ODS] excluded from all counts.