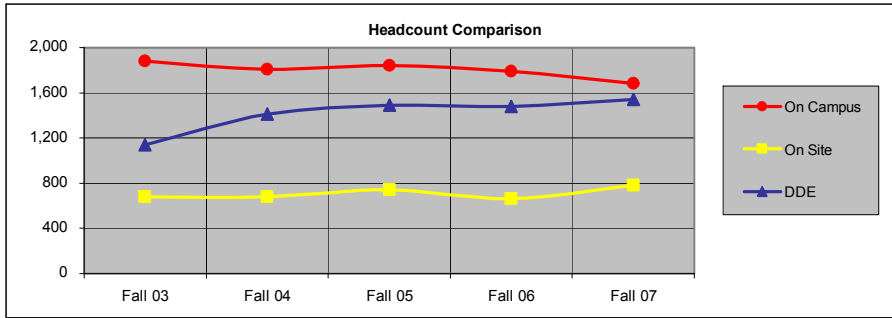


# Eastern Oregon University

## 5 Term Enrollment by Location

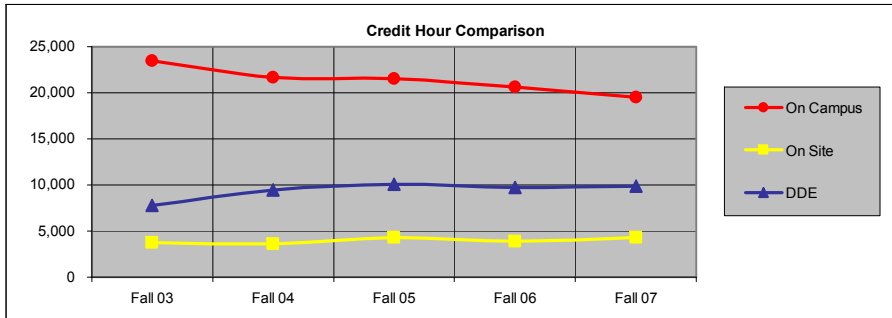
Fall End of Term



Headcount

	Fall 03	Fall 04	Fall 05	Fall 06	Fall 07
On Campus	1,883	1,805	1,844	1,789	1,681
On Site	680	679	741	662	780
DDE	1,136	1,410	1,492	1,480	1,540
Unduplicated Total	3,328	3,394	3,602	3,436	3,448

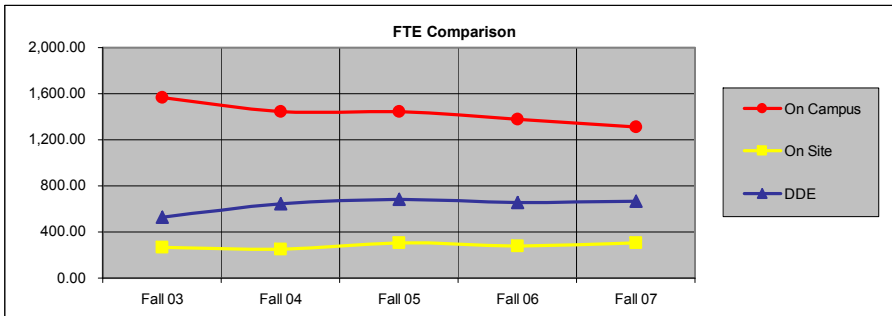
5 Term % Change
-10.7%
14.7%
35.6%
3.6%



Credit Hours

	Fall 03	Fall 04	Fall 05	Fall 06	Fall 07
On Campus	23,461	21,677	21,558	20,591	19,531
On Site	3,757	3,619	4,319	3,914	4,302
DDE	7,810	9,425	10,086	9,740	9,889
Total Credit Hours	35,028	34,721	35,963	34,245	33,722

5 Term % Change
-16.8%
14.5%
26.6%
-3.7%



FTE

	Fall 03	Fall 04	Fall 05	Fall 06	Fall 07
On Campus	1,564.88	1,446.57	1,443.71	1,379.78	1,310.80
On Site	264.80	251.75	306.15	278.48	308.20
DDE	528.12	641.92	683.85	658.28	666.50
Total FTE	2,357.80	2,340.23	2,433.71	2,316.55	2,285.50

5 Term % Change
-16.2%
16.4%
26.2%
-3.1%

Source : EOU Data Warehouse

Nursing [OHSU], Agriculture [OSU] included in headcount only.

Cascade Campus [OSU] and Oregon Dental Services [ODS] excluded from all counts.