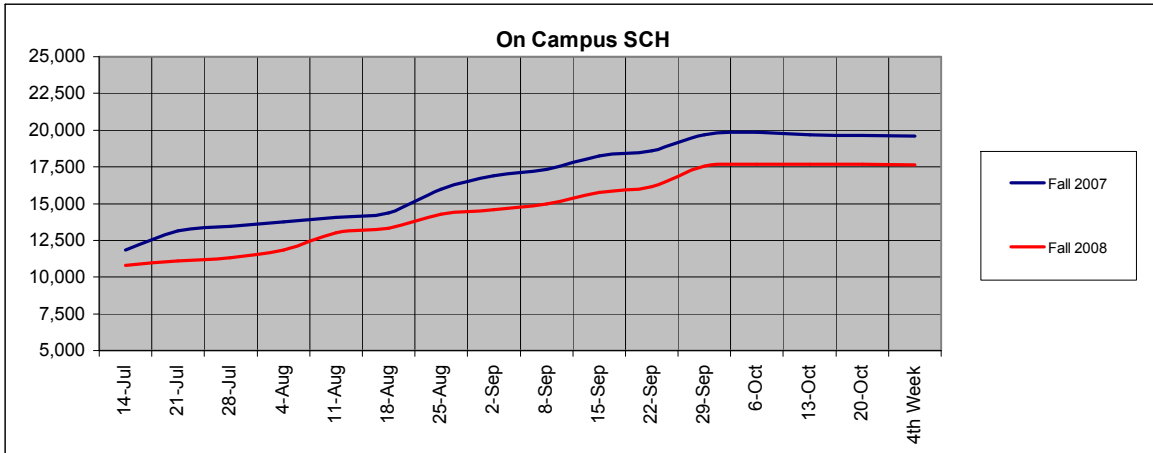
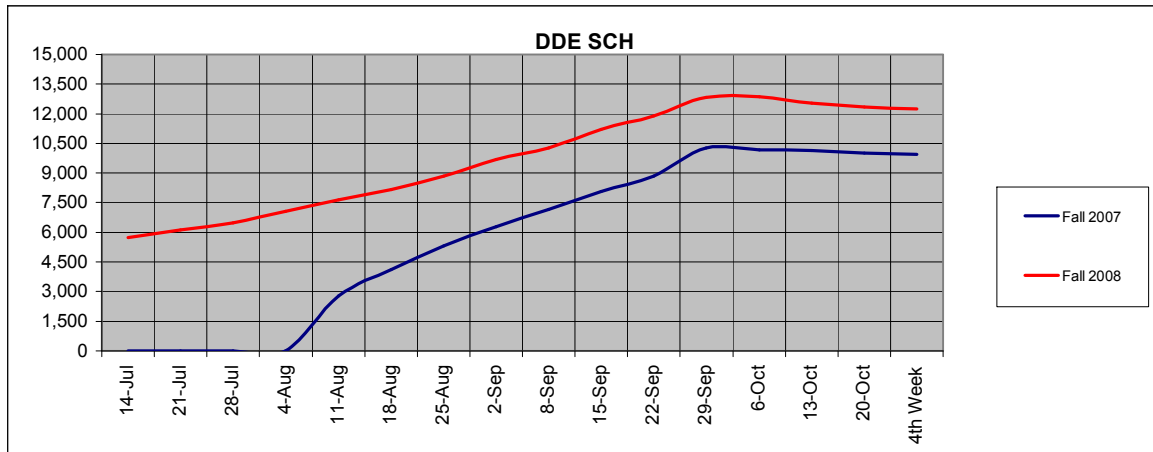


Eastern Oregon University
Student Credit Hours by Campus

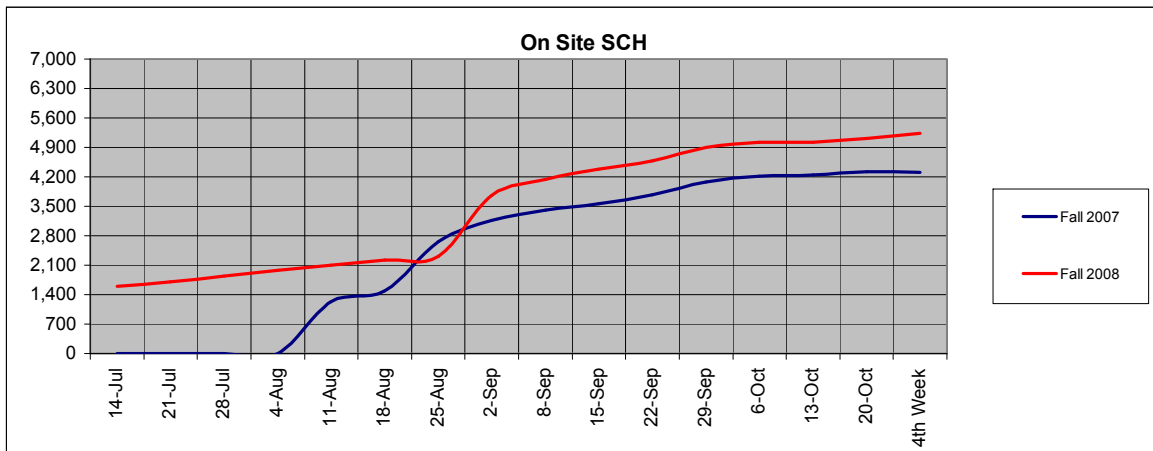
Fall 2008 4th Week



On Campus	14-Jul	21-Jul	28-Jul	4-Aug	11-Aug	18-Aug	25-Aug	2-Sep	8-Sep	15-Sep	22-Sep	29-Sep	6-Oct	13-Oct	20-Oct	4th Week
Fall 2007	11,860	13,134	13,451	13,750	14,053	14,355	15,975	16,892	17,314	18,254	18,606	19,682	19,867	19,705	19,633	19,602
Fall 2008	10,793	11,116	11,301	11,843	13,000	13,337	14,273	14,566	14,980	15,781	16,154	17,563	17,663	17,664	17,696	17,652
% Change 07-08	-9.0%	-15.4%	-16.0%	-13.9%	-7.5%	-7.1%	-10.7%	-13.8%	-13.5%	-13.5%	-13.2%	-10.8%	-11.1%	-10.4%	-9.9%	-9.9%



DDE	14-Jul	21-Jul	28-Jul	4-Aug	11-Aug	18-Aug	25-Aug	2-Sep	8-Sep	15-Sep	22-Sep	29-Sep	6-Oct	13-Oct	20-Oct	4th Week
Fall 2007	0	0	0	0	2,773	4,123	5,311	6,277	7,147	8,054	8,854	10,258	10,185	10,134	10,001	9,944
Fall 2008	5,729	6,125	6,492	7,057	7,641	8,152	8,856	9,675	10,262	11,200	11,881	12,835	12,847	12,529	12,349	12,257
% Change 07-08	-	-	-	-	175.5%	97.7%	66.7%	54.1%	43.6%	39.1%	34.2%	25.1%	26.1%	23.6%	23.5%	23.3%



On Site	14-Jul	21-Jul	28-Jul	4-Aug	11-Aug	18-Aug	25-Aug	2-Sep	8-Sep	15-Sep	22-Sep	29-Sep	6-Oct	13-Oct	20-Oct	4th Week
Fall 2007	0	0	0	0	1,233	1,498	2,669	3,160	3,414	3,561	3,776	4,077	4,211	4,246	4,319	4,308
Fall 2008	1,602	1,709	1,845	1,979	2,097	2,222	2,320	3,764	4,141	4,390	4,584	4,897	5,019	5,025	5,110	5,233
% Change 07-08	-	-	-	-	70.1%	48.3%	-13.1%	19.1%	21.3%	23.3%	21.4%	20.1%	19.2%	18.3%	18.3%	21.5%