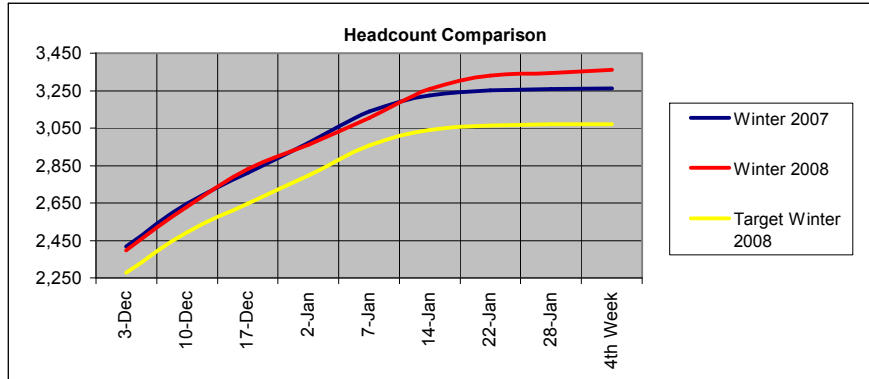


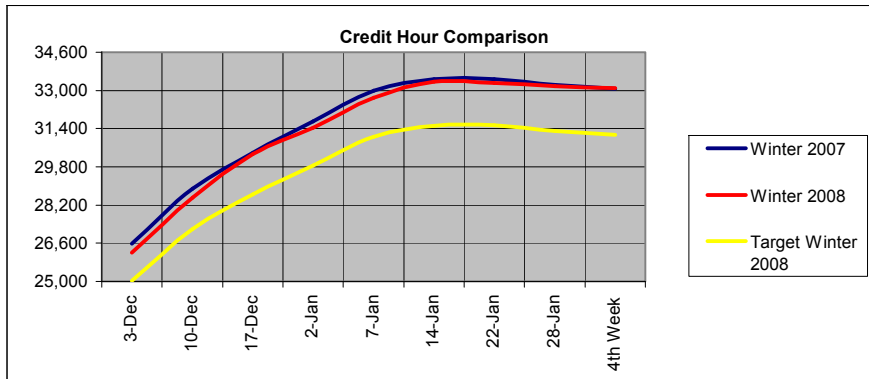
# Eastern Oregon University Weekly Enrollment Comparison

4th Week  
Winter 2008



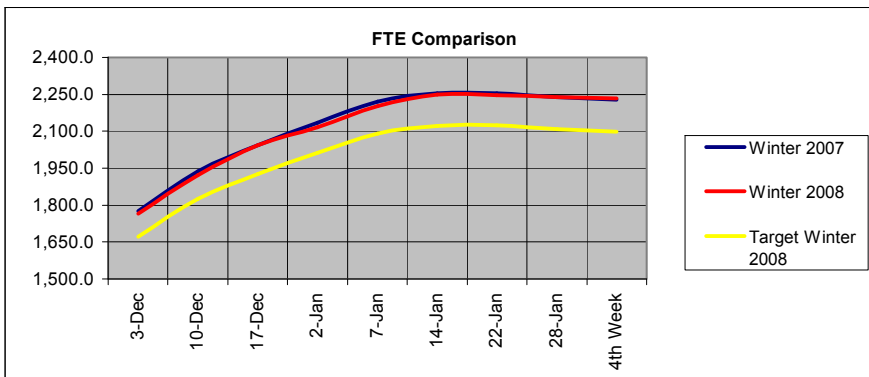
Headcount

	3-Dec	10-Dec	17-Dec	2-Jan	7-Jan	14-Jan	22-Jan	28-Jan	4th Week
Winter 2007	2,416	2,648	2,810	2,971	3,138	3,226	3,253	3,259	3,261
Winter 2008	2,397	2,629	2,831	2,962	3,106	3,260	3,330	3,344	3,362
% Change 07-08	-0.8%	-0.7%	0.7%	-0.3%	-1.0%	1.1%	2.4%	2.6%	3.1%
Target Winter 2008	2,276	2,494	2,647	2,799	2,956	3,039	3,064	3,070	3,072



Credit Hours

	3-Dec	10-Dec	17-Dec	2-Jan	7-Jan	14-Jan	22-Jan	28-Jan	4th Week
Winter 2007	26,574	28,882	30,401	31,705	32,978	33,464	33,479	33,232	33,072
Winter 2008	26,199	28,520	30,342	31,427	32,699	33,366	33,310	33,171	33,097
% Change 07-08	-1.4%	-1.3%	-0.2%	-0.9%	-0.8%	-0.3%	-0.5%	-0.2%	0.1%
Target Winter 2008	25,033	27,207	28,638	29,866	31,065	31,523	31,537	31,305	31,154



FTE

	3-Dec	10-Dec	17-Dec	2-Jan	7-Jan	14-Jan	22-Jan	28-Jan	4th Week
Winter 2007	1,775.0	1,937.0	2,044.0	2,135.0	2,220.0	2,253.1	2,254.2	2,237.7	2,227.5
Winter 2008	1,765.1	1,921.0	2,044.5	2,117.4	2,202.9	2,248.6	2,247.6	2,238.5	2,233.6
% Change 07-08	-0.6%	-0.8%	0.0%	-0.8%	-0.8%	-0.2%	-0.3%	0.0%	0.3%
Target Winter 2008	1,672.1	1,824.7	1,925.4	2,011.2	2,091.2	2,122.4	2,123.5	2,107.9	2,098.3

\*Target 3,072 Students (decrease -5.8% from Winter 2007)

\*\* FTE Based on Course Credit Hours