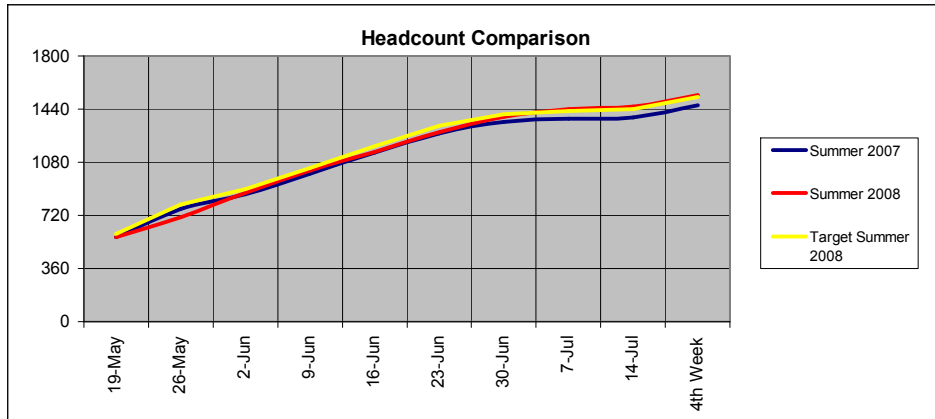


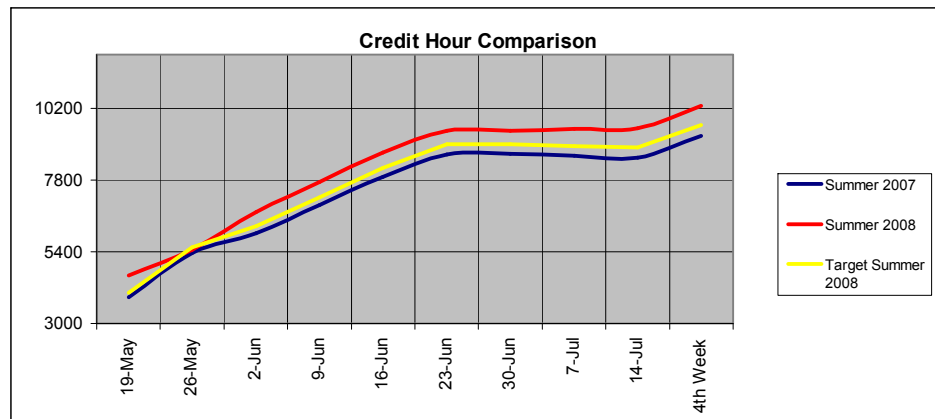
Eastern Oregon University
Weekly Enrollment Comparison

4th Week
 Summer 2008



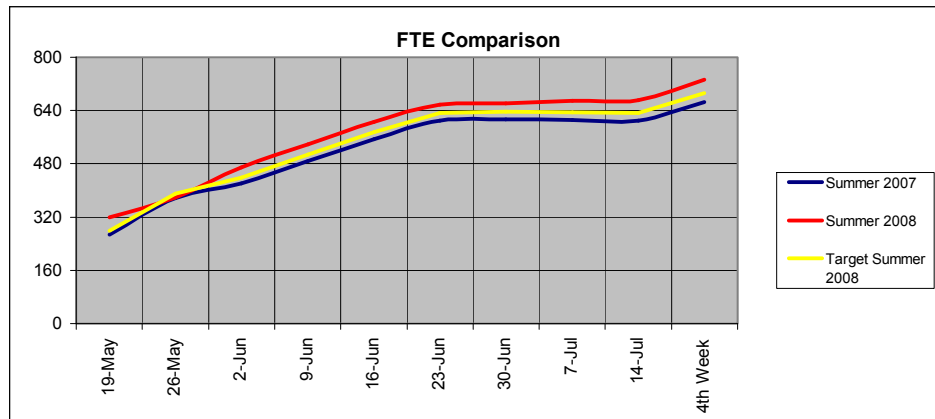
Headcount

	19-May	26-May	2-Jun	9-Jun	16-Jun	23-Jun	30-Jun	7-Jul	14-Jul	4th Week
Summer 2007	572	763	864	1,002	1,143	1,276	1,352	1,375	1,385	1,465
Summer 2008	573	709	873	1,024	1,150	1,284	1,386	1,438	1,456	1,537
% Change 07-08	0.2%	-7.1%	1.0%	2.2%	0.6%	0.6%	2.5%	4.6%	5.1%	4.9%
Target Summer 2008	594	793	898	1,041	1,188	1,326	1,405	1,429	1,439	1,522



Credit Hours

	19-May	26-May	2-Jun	9-Jun	16-Jun	23-Jun	30-Jun	7-Jul	14-Jul	4th Week
Summer 2007	3877	5,351	6,012	6,958	7,907	8,658	8,672	8,610	8,560	9,284
Summer 2008	4600	5,469	6,725	7,734	8,732	9,442	9,456	9,525	9,535	10,290
% Change 07-08	18.6%	2.2%	11.9%	11.2%	10.4%	9.1%	9.0%	10.6%	11.4%	10.8%
Target Summer 2008	4,028	5,560	6,246	7,229	8,215	8,996	9,010	8,946	8,894	9,646



FTE

	19-May	26-May	2-Jun	9-Jun	16-Jun	23-Jun	30-Jun	7-Jul	14-Jul	4th Week
Summer 2007	267.9	376.4	421.5	488.4	553.5	609.7	612.9	610.6	609.3	665.5
Summer 2008	319.9	379.1	468.6	538.3	606.1	657.1	661.0	668.5	670.3	732.9
% Change 07-08	19.4%	0.7%	11.2%	10.2%	9.5%	7.8%	7.9%	9.5%	10.0%	10.1%
Target Summer 2008	278.3	391.1	437.9	507.5	575.1	633.5	636.8	634.5	633.0	691.5

*Target 1,522 Students (Increase 3.9% from Summer 2007)