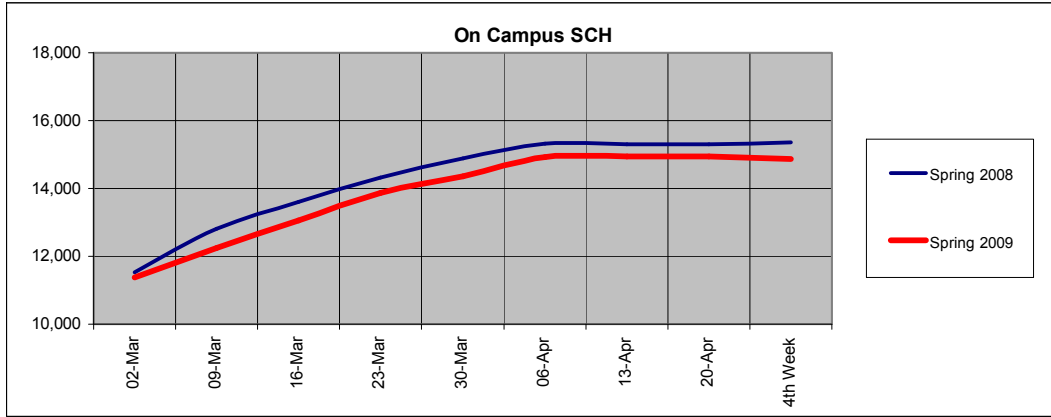


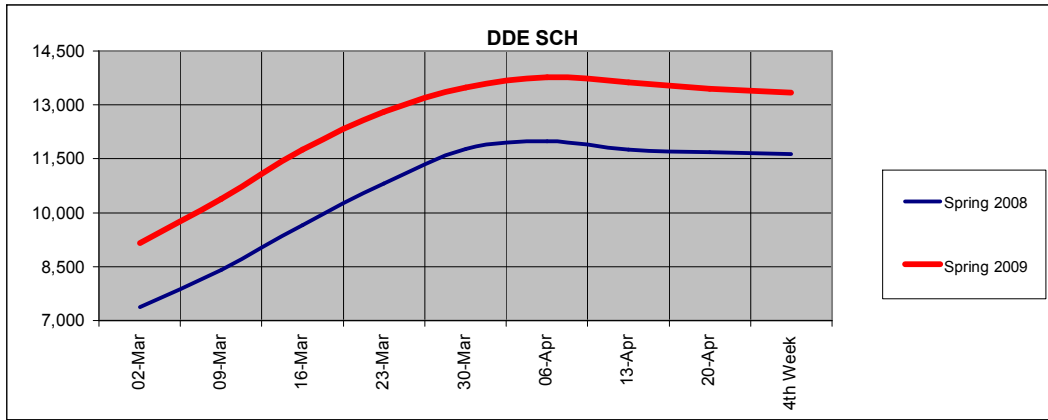
Eastern Oregon University
Student Credit Hours by Campus, Spring 2009

4th Week



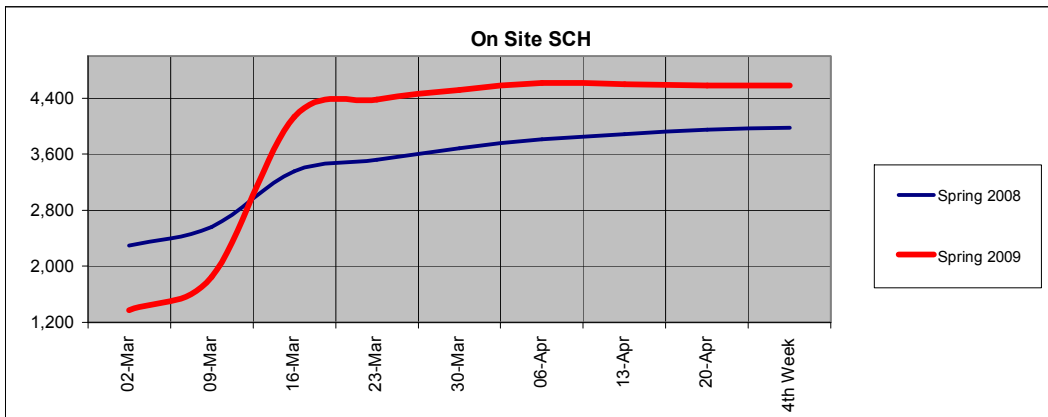
On Campus

	02-Mar	09-Mar	16-Mar	23-Mar	30-Mar	06-Apr	13-Apr	20-Apr	4th Week
Spring 2008	11,532	12,812	13,595	14,328	14,884	15,330	15,307	15,306	15,350
Spring 2009	11,381	12,253	13,058	13,876	14,357	14,931	14,949	14,937	14,861
% Change 08-09	-1.3%	-4.4%	-3.9%	-3.2%	-3.5%	-2.6%	-2.3%	-2.4%	-3.2%



DDE

	02-Mar	09-Mar	16-Mar	23-Mar	30-Mar	06-Apr	13-Apr	20-Apr	4th Week
Spring 2008	7,373	8,408	9,655	10,811	11,767	11,996	11,763	11,685	11,624
Spring 2009	9,153	10,381	11,757	12,807	13,480	13,769	13,625	13,446	13,339
% Change 08-09	24.1%	23.5%	21.8%	18.5%	14.6%	14.8%	15.8%	15.1%	14.8%



On Site

	02-Mar	09-Mar	16-Mar	23-Mar	30-Mar	06-Apr	13-Apr	20-Apr	4th Week
Spring 2008	2,298	2,563	3,353	3,522	3,682	3,812	3,890	3,953	3,974
Spring 2009	1,378	1,852	4,132	4,375	4,518	4,614	4,594	4,582	4,579
% Change 08-09	-40.0%	-27.7%	23.2%	24.2%	22.7%	21.0%	18.1%	15.9%	15.2%